



# ANNUAL REPORT 2023



**STRUCTURAL  
MONITORING  
SYSTEMS** plc

# CORPORATE DIRECTORY

## DIRECTORS

**Ross Love**  
Executive Chairman

**Sam Wright**  
Non-Executive Director

**Brian Wall**  
Non-Executive Director

**Miroljub Miletic**  
Non-Executive Director

**Heinrich Loechteken**  
Non-Executive Director

## COMPANY SECRETARY

Sam Wright

## REGISTERED AND CORPORATE OFFICE

Suite 116, 1 Kyle Way  
Claremont WA 6010  
Australia

Telephone: +61 8 6161 7412  
Facsimile: +61 8 9467 6111  
Email: [sms@smsystems.com.au](mailto:sms@smsystems.com.au)  
Website: [www.smsystems.com.au](http://www.smsystems.com.au)

## REGISTERED OFFICE UNITED KINGDOM

The Old Court, 8 Tufton Street  
Ashford, Kent TN23 1QN  
United Kingdom

**REGISTERED NUMBER: 04834265**

## CANADA OFFICE

100-966 Crowley Avenue  
Kelowna British Columbia,  
Canada V1Y 0L1  
[www.aem-corp.com](http://www.aem-corp.com)

## SHARE REGISTRY

Computershare Investor Centre Pty Ltd  
GPO Box 2975  
Melbourne VIC 3001

Enquiries (within Australia) 1300 850 505  
Enquiries (from Overseas) +61 3 9415 4000  
[www.investorcentre.com/contact](http://www.investorcentre.com/contact)

## STOCK EXCHANGE LISTING

Australian Securities Exchange  
Home Exchange: Perth, Western Australia

## STRUCTURAL MONITORING SYSTEMS PLC WEBSITE

[www.smsystems.com.au](http://www.smsystems.com.au)

## STRUCTURAL MONITORING SYSTEMS PLC MAILING ADDRESS

PO Box 661  
Nedlands Western Australia 6909

## AUDITORS

Gerald Edelman LLP  
73 Cornhill  
London EC3V 3QQ

# CONTENTS

Strategic report .....	4
Directors' report .....	10
Statement of profit or loss and other comprehensive income .....	23
Statement of financial position .....	24
Statement of cash flows .....	26
Statement of changes in equity .....	27
Notes to the financial statements .....	29
Independent auditors' report .....	66
Shareholder information .....	76

---

## IMPORTANT NOTICES

Structural Monitoring Systems PLC (the Company) is incorporated in the United Kingdom under the laws of England and Wales. The Company is not subject to Chapters 6, 6A, 6B and 6C of the Australian Corporations Act 2001 dealing with the acquisitions of shares (including substantial holdings and takeovers).

# STRATEGIC REPORT

## REVIEW OF OPERATIONS

Structural Monitoring Systems Plc ("SMS," "the Company" or "the Group") and its Canadian-based, wholly owned subsidiary, Anodyne Electronics Manufacturing Corp ("AEM"), recorded record total sales for the 2023 financial year of \$22.38m, an increase of 43% on the prior year.

At the reporting date, the balance of Group cash and cash equivalents was \$0.96m (2022: \$1.80m). Borrowings as at 30 June 2023 amounted to \$5.42m (2022: \$5.46m). During the year the Group transferred its finance and banking facilities from HSBC Canada to Royal Bank of Canada (RBC). There was no change in the quantum amount of finance provided under the new facility, but the more favourable repayment profile enables AEM to continue to utilise all available finance available to fund the pursuit of business growth opportunities.

The Group recorded a loss after tax for the year of \$3.31m (2022 (restated): \$3.85m) a decrease of 14% on the year prior.

In the year ended 30 June 2022 and previous years a portion of manufacturing overheads which should have been capitalised to inventory were instead expensed. The cumulative adjustment has been recognised by restating the comparatives for the year ended 30 June 2022 and June 2021 as follows:

- increase the carrying value of inventory at 30 June 2022 by \$0.26m and at 30 June 2021 by \$0.18m;
- reduce the cost of goods sold in the year ended 30 June 2022 by \$0.26m; and
- increase retained earnings by \$0.18m



## ANODYNE ELECTRONICS MANUFACTURING CORP (AEM)

In the first full year operating out of its new 35,000 sq feet state of the art facility in British Columbia, Canada, wholly owned subsidiary AEM produced an exceptional performance for the financial year. The company recorded highest ever revenues for the year of \$22.12 million (2022: \$15.64 million) excluding inter-company transactions, an increase of 41% on the prior year. Normalised EBITDA for the year was \$4.38m (2022 (restated): \$2m) an increase of 79% on the prior year.

## AEM IP PRODUCTS

As a result of extensive R&D and the acquisition of Eagle Audio in September 2021, AEM has developed a suite of avionics/ audio products gaining extensive growth momentum in the Special Mission Aviation sector.

These products are high margin and highly regarded within the industry positioning the Company for accelerated growth and profitability. AEM is well supported by our extended salesforce and highlights for FY23 include:

- continued growth in Japan
- the first sales of the digital audio system and console into Brazil
- the addition of new institutional customers in USA

This business segment recorded revenue for the year of \$9.33m (2022: \$5.75m) an increase of 62% on the prior year. Substantial R&D will continue as the Company prepares for further product launches in FY24 and beyond.

The Aerial Firefighting market will continue to grow as countries invest resources into more capable fleets to combat the increased frequency and severity of fire events. AEM's product mix and development roadmap are positioned well to grow accordingly in this segment.

The Avionics Consoles category is also poised for growth with a new campaign aimed at the main geographic concentrations of the AS350/H125 helicopter.

The addition of several new sales representatives will assist with Business Development activity in Turkey and Africa as they leverage their local networks and industry knowledge to grow sales in these regions.

Supply chain challenges are still seen as a risk item with variability in lead times and pricing. The Operations team continues to refine their processes and tools to mitigate this risk and meet our current and future delivery requirements.

### **AEM CONTRACT MANUFACTURING**

The industry in which the Company originally established itself, contract manufacturing has provided a foundation and cashflow for the Company to develop its own suite of products.

Revenue for the year was \$12.69m (2022: \$9.89m) an increase of 28% on the prior year.

AEM has recently renegotiated pricing with its largest contract manufacturing customer and will see a material improvement in gross profit margin.

AEM expects its contract manufacturing business to continue to grow with mid-single figure percentage growth expected over the next number of years.



### **CVM™ AND FAA CERTIFICATION**

As reported during the year, we continue to work productively with our technical partner, Delta TechOps, to further progress the commercialisation of our CVM™ technology in relation to the Aft Pressure Bulkhead (APB) application on an identified set of Boeing 737 aircraft.

Certification of the draft Boeing service bulletin in relation to the APB application by the Federal Aviation Administration (FAA) remains a key priority for the Company, and although this is taking longer than expected our level of confidence in a successful outcome remains high.

As reported in May 2023, additional testing was required in relation to the performance of the Corrosion Inhibiting Compound (CIC) which was applied to the CVM™ sensors. This additional testing is now complete, with a mitigation of the findings determined at the initially requested load factors. Additional testing is currently underway to confirm these results at the lowest likely load factors.

As we reported in June 2023, our team supervised the 23rd installation of our sensors on Delta aircraft. This concludes the training at the MRO facilities in Mexico and Oklahoma City, with both facilities having staff trained and self-sufficient for continued installations. The installation was overseen by engineers from United, American and Southwest Airlines which provides us with every confidence that further significant commercial sales can be expected from other major carriers post certification.

While we acknowledge that the additional testing requirements remain a source of frustration, it is important to note that identification of additional applications on different aircraft fleets and meaningful engagement with key airline operators, primarily in the United States, continues.

As reported in March 2023, Executive Chairman Ross Love met with United Airlines' Senior Maintenance and Engineering team in February who are familiar with the technology and fully cognisant of its favourable cost and time efficiencies. He and the team will continue to work with United to identify the next set of applications across their current and future narrow body fleets.

To this end and as reported in June 2023, Airbus confirmed during recent presentations of our CVM™ technology in Tokyo, that they believe technology is now ready for commercial deployment, subject of course to the design and certification of specific component applications.

The team has also recently completed a study of the most valuable applications for CVM™ sensor solutions across the A320 family of aircraft and has identified 14 priority applications which are now undergoing further technical and commercial analysis, including with our maintenance program partners at Seatec.

We will now commence a similar study across the 737 family of aircraft in conjunction with our partners at Delta TechOps, and with United Airlines with whom we have recently signed a Non-Disclosure Agreement (NDA).

SMS Chief Technical Officer, Mr Trevor Lynch-Staunton, reported in the previous quarter that the team in Japan had held dedicated meetings at the Japan Airlines (JAL) and All Nippon Airways (ANA) facilities where the CVM™ technology was presented and demonstrations completed, with both parties now actively engaged in the process.

This followed the confirmation in Q3 of AEM's approval by the Japanese Civil Aviation Bureau (JCAB) following the successful development of its Safety Management System (SMS) which formalises the delivery and installation of repairs products into the lucrative Japanese market.

Meetings were also held with Kawasaki Heavy Industries (KHI) and Subaru regarding the application of the CVM™ technology and to discuss options for AEM's special mission communication products with all meetings supported by AEM's partner in Japan, Aero Facility.

Whilst in Japan, AEM also signed a Memorandum of Understanding (MOU) with Aero Facility to extend its existing agreement to provide support for CVM™-related activities in Japan.

Mr Love described the positive engagement with the Japanese market as extremely productive.

In anticipation of the APB certification, in which we continue to have a high degree of confidence, the Company continues to execute our 'go to market' plan with key airlines operating aircraft suitable for the application of our APB sensor solutions.

As indicated in the June 2023 quarterly report, Delta currently has 27 aircraft fitted with the CVM™ APB kits and is committed to installation across their entire fleet of 71 737s – a significant reinforcement of this technology's suitability and performance.

As indicated in May this year, our target is to penetrate 75-80% of the relevant fleets to engage with the program over a period of five years – equating to approximately 500 installations at a rate of 100 installations per year at full scale.

Mr Lynch-Staunton said the continued successful installations showcased the advancements the CVM™ design the team has made with the technology. This ongoing success reinforces that the technology and manufacturing are ready for the forecasted scale up.

During the past financial year, the Company transferred all digital functionalities regarding SMS and CVM™ to the AEM IT team to increase efficiencies, reduce duplication and facilitate the ongoing integration of all three entities.

During this time, the AEM IT and marketing team launched a new, separate digital presence for its CVM™ technology and applications ([cvm.aero.com](http://cvm.aero.com)) to interact directly with its customer base and to streamline the customer identification and enquiry process.

CVM™ achieved its first commercial sales during the financial year with total revenue for the year of \$0.36m (2022: \$nil).

## CORPORATE

### Board appointments

During the year, the Company held an EGM at which Mr Heinrich Loechteken was appointed as a Non-Executive Director. Mr Loechteken has held a variety of roles in the aviation and corporate finance fields and has a deep understanding of aircraft leasing and a strong track record of financial and operational restructuring of companies ahead of sale or IPO. He is currently the CEO of a commercial aircraft leasing company managing more than 100 aircraft on lease to various airlines worldwide. Prior to tasking on his current role Heinrich held senior executive roles at MC Aviation Partners, International Lease Finance Corporation and AerCap.

At the Annual General Meeting of the Company held in Perth, Western Australia on 15 November 2022, Mr Miroљub (Miro) Miletic was appointed as a Non-Executive Director. Mr Miletic is the Managing Director and founder of MEMKO Pty Ltd and has an impressive track record of leadership and achievement in the Australian and international aerospace industries. His previous leadership positions include Director Engineering & Quality Assurance and Australia Manager Business Development and Planning at The Boeing Company Australia. His contribution to the fields of aviation and aerospace were recognised with an Honorary Doctorate in Engineering (Aerospace) by RMIT University in Melbourne in 2012.

During the year, Mr Bryant Mclarty and Mr Hendrik Deurloo resigned as Non-Executive Directors. The Board thanks them for their service and valuable contribution during their time with the Company and wishes them well in their future endeavours.

### Capital raise

On 20 September 2022 the Company completed a successful single tranche placement raising \$1.93 million through the issue of 5.5 million CDIs at an issue price of \$0.35 per CDI (placement shares) with a one for one free attaching option exercisable at \$1.20 with an expiry date of 6 April 2024. Westar Capital Limited acted as Lead Manager for the Placement. The funds raised are to be directed towards funding the ongoing commercialisation of the Company's CVM™ technology.

### Issue of options

Following approval by shareholders at the Annual General Meeting held on 15 November 2022 the Company issued 1,500,000 options to Executive Chairman, Ross Love as part of his remuneration package. The options which have a fair value of \$185,095 are in 3 tranches of 500,000 each, exercisable at \$0.593, \$0.90 and \$1.20 and have an expiry date of 14 December 2025.

### Change of auditor

During the year the Company appointed Gerald Edelman LLP as auditor of the Company and this appointment will continue until the next annual general meeting. At the Company's next annual general meeting it will be proposed that Gerald Edelman LLP be appointed as auditors of the Company thereafter.

## Projected Outlook

Looking ahead to the next financial year, SMS will continue to increase investment in R&D and sales team expansion which will result in a continuation of the transition to sales of higher margin, AEM developed products. The Company will also continue to pursue FAA certification of its APB application and commercialisation of its CVM™ technology.

## ANALYSIS USING KEY FINANCIAL PERFORMANCE INDICATORS AND MILESTONES

As at 30 June 2023, the Group had approximately \$0.96m cash at bank (2022: \$1.80m).

The Group recorded a loss after tax for the financial year of \$3.31m (2022 (restated): \$3.85m). The decrease in loss was incurred due to depreciation and amortisation expenses of \$2.35m (2022: \$1.64m) arising from assets acquired in the move to AEM's new manufacturing facility and intangible assets acquired in the acquisition of Eagle Audio in the prior year, R&D expenses of \$0.46m (2022: \$0.64m) incurred by AEM as it continues to develop new products to meet customer demand and increased employee costs of \$8.26m (2022: \$6.86m) arising from the increase in staff count undertaken by AEM during the year. The Group also recorded revenue during the year of \$22.38m (2022: \$15.70m), an increase of 43% year on year. Other key expenses during the year were consumables and raw materials used of \$10.82m (2022 (restated) : \$7.70m) and sales and marketing expenses of \$1.10m (2022: \$0.53m). In accordance with IAS 38 Intangible assets the Group has capitalised development expenses of \$1.12m (2022: \$0.58m) incurred in the internal development of products at the commercialisation stage of development.

At the reporting date the Group had net assets of \$14.91m (2022 (restated): \$16.00m). The Group had trade and other receivables of \$1.98m, inventory of \$13.47m and intangible assets of \$7.43m, including goodwill of \$1.63m. The key movements during the year were the repayment of a term deposit of \$1.15m held as security by HSBC for its line of credit facility which was transferred to Royal Bank of Canada during the year. Inventory increased by \$2.14m as the Company tackled supply chain issues. Trade and other receivables decreased by \$1.06m and long term lease liabilities decreased by \$1.0m. Issued capital increased by \$1.93m as a result of a share placement during the year which incurred issue costs of \$0.15m.

The Group EBITDA\* for the financial year was (\$0.27m) (2022 (restated): (\$2.10m)). Normalised EBITDA\*\* for AEM for the year ended 30 June 2023 was \$4.38m (2022 (restated): \$2.45m).

Loss per share for the financial year was 2.49 cents per share (2022 (restated): Loss per share 3.11 cents).

Net tangible assets at the reporting date were 5.57 cents per ordinary security (2022 (restated): 6.90 cents).

\*EBITDA, which is inclusive of FX gains/losses, is calculated by adding back interest costs, income tax, depreciation and amortisation expenses and deducting interest revenue from loss after tax for the year of \$3.31m (2022: \$3.85m).

\*\*Normalised EBITDA is calculated by adding back to EBITDA, SMS costs of \$1.42m (2022: \$0.86m) borne by AEM.

## PRINCIPAL RISKS AND UNCERTAINTIES

The principal risks and how they are managed are set out on page 21 of the Director's Report.

## S172 STATEMENT

The Board has a duty under s172 of the Companies Act 2006 to promote the success of the Company of the benefit of its members as a whole. All decisions are made with this objective and the Board considers the long-term implications of its actions.

The Group has a continuous stakeholder engagement programme in which Executive and Non-Executive Directors participate to ensure the Board is aware of stakeholder interests.



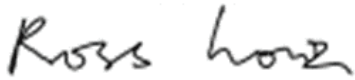
The Group believes its employees are its greatest asset and it seeks to establish policies that provide a working environment that is safe, enjoyable and rewarding.

Critical to the success of the Group is its long-term relationship with its suppliers and customers, as well as its shareholders. The Board believes the decisions it has made have been appropriated both to support these stakeholders and to foster stronger, long-term relationships with them.

The Group is mindful of its role with its local communities and seeks to minimise the impact of its operations on the environment and to be a good neighbour.

Overall, in considering and taking decisions the Board seeks to act in the best interests of the business and all its stakeholders, treating all members fairly.

The Strategic Report was signed on behalf of the Board.



Ross Love  
Executive Chairman  
28th September 2023

# DIRECTORS' REPORT

---

Your directors submit their report for the year ended 30 June 2023.

## DIRECTORS AND OFFICERS

The names of the Company's directors and officers in office during the year and until the date of this report are as below.

### **Ross Love (Executive Chairman, appointed 13 July 2022)**

Mr Love is an experienced executive and consultant with wide commercial and operating experience in several sectors and geographies, with a long term concentration in airlines. Formerly a Senior Partner at the Boston Consulting Group where he worked for over 25 years, Mr Love was most recently head of its New York business and prior to that it's global airline practice. He worked extensively in most aspects of airline commercial strategy and operations in Australia, the US, Europe, Asia and South America. In the early 2000's he directed a series of advisory projects that led to the launching and ultimately, the international expansion of Qantas' uniquely successful low cost carrier, Jetstar.

Mr Love completed the Advanced Development Program at the London Business School and MPA (2) at the Kennedy School of Government, Harvard University. He has a first-class BA Honours degree from the University of Western Australia.

Mr Love has not held directorships of any other ASX listed companies in the last 3 years.

### **Sam Wright (Non-Executive Director, appointed 14 October 2020 and Company Secretary)**

Mr Wright is experienced in the administration of ASX listed companies, corporate governance, and corporate finance. He is a member of the Australian Institute of Company Directors, the Financial Services Institute of Australasia, and the Chartered Secretaries of Australia.

Mr Wright is the Managing Director of Perth-based corporate advisory firm, Straight Lines Consultancy, specialising in the provision of corporate services to public companies. He has extensive experience in relation to public company responsibilities, including ASX and ASIC compliance, control and implementation of corporate governance, statutory financial reporting, and shareholder relations with both retail and institutional investors.

Mr Wright is currently a Director of ASX listed companies, Pharmaust Limited, Reach Resources Limited and Structural Monitoring Systems plc. Mr Wright is Company Secretary for ASX listed company, Buxton Resources Limited. He has also filled the role of Director and Company Secretary with a number of unlisted companies.

**Brian Wall (Non-Executive Director, appointed 20 June 2022)**

Mr Wall has held leadership roles in a 35 year plus career with organisations such as Cintas, Troika Ventures, The Pattison Group and most recently, Anodyne Electronics Corporation ("AEM") a subsidiary of SMS.

Mr Wall joined AEM in August 2019 and held the position of Chief Executive until August 2022. He successfully navigated the company through the COVID-19 pandemic successfully position the company for profitable growth in several sectors and overseen the move to its new facility in Kelowna, BC.

Mr Wall has not held directorships of any other ASX listed companies in the last 3 years.

**Heinrich Loechteken (Non-Executive Director, appointed 15 November 2022)**

Mr Loechteken has held a variety of executive roles in the aviation and corporate finance fields and has a deep understanding of aircraft leasing and a strong record of financial and operational restructuring of companies ahead of sale or IPO.

He is currently CEO of JLPS Ireland Limited, which offers transportation leasing services encompassing aircraft, ships, maritime containers and solar power generation equipment.

Prior to taking on his current role, Heinrich held senior executive roles at MC Aviation Partners, International Lease Finance Corporation and AerCap.

Heinrich holds a Diplom-Kaufmann (German MBA equivalent) from the University of Muenster, Germany 1990.

Mr Loechteken has not held directorships of any other ASX listed companies in the last 3 years.

**Miroljub Miletic (Non-Executive Director, appointed 15 November 2022)**

Mr Miletic is the Managing Director and founder of MEMKO Pty Ltd with an impressive record of leadership and achievement in both the Australian and international aerospace industries.

His contribution to the field of Aviation and Aerospace was recognised by the award of an Honorary Doctorate in Engineering (Aerospace) by RMIT University, Melbourne, Australia in 2012.

During his professional career, he has worked on a range of large commercial and military aircraft projects and has held a number of senior leadership positions including Director Engineering & Quality Assurance and Manager of Business Development and Planning with the Boeing Company Australia.

Mr Miletic has not held directorships of any other ASX listed companies in the last 3 years.

**Bryant McLarty (Non-Executive Director, appointed 20 October 2021, resigned 15 November 2022)**

Mr McLarty is an Australian Financial Services Licensee with over 25 years' experience in equities and capital markets. He is chairman of Mac Equity Partners, a boutique investment and corporate advisory firm, and a director of a number of private companies.

Past directorships include London stock exchange listed aircraft leasing company, Avation Plc, ASX listed Hazer Group Limited, EMVision Limited and PharmAust Limited.

In the last 3 years Mr McLarty was a director of Park'D Limited (1 December 2016 – 20 April 2020). Currently he is not a director of any ASX listed companies.

### **Hendrik Deurloo (Non-Executive Director, appointed 1 April 2022, resigned 9 November 2022)**

Mr Deurloo has more than 23 years of experience in management and sales in the global aerospace industry and is currently SVP & Chief Commercial Officer for Pratt & Whitney. In his role he is responsible for leading and directing all Sales, Marketing and Customer Support worldwide for Pratt & Whitney Commercial Engines and International Aero Engines (IAE).

Mr. Deurloo is a member of the Board of Governors of the Wings Club Foundation, a global society of aviation professionals. He holds a bachelor's degree in finance from East Connecticut State University and a master's degree in business administration from the University of Connecticut.

Mr Deurloo has not held directorships of any ASX listed companies in the last 3 years.

### **PRINCIPAL ACTIVITIES**

During the financial year the principal continuing activities of the consolidated entity consisted of the design, development and manufacture of avionic products and the provision of contract electronics manufacturing services to the aviation industry as well as implementation of its commercialisation strategy for its CVM™ technology.

### **SHAREHOLDER MEETINGS**

Structural Monitoring Systems Plc held its Annual General Meeting of Shareholders in Perth, Western Australia on 15<sup>th</sup> November 2022.

As a result of the resignation of Hendrik Deurloo, which was announced on 9 November 2022, resolution 4 was withdrawn.

Resolution 7 was not carried by a poll.

All other resolutions were carried via a poll. Resolutions that were put to shareholders were passed by a poll.

Immediately prior to the AGM an EGM of the Company was held at the same venue. Resolution 2 in the Notice of EGM relating to Mr MacLarty's re-appointment as a director was removed. Resolutions 1, 3 and 4 were not carried via a poll. Resolution 5 was carried by a poll.

### **STATEMENT OF DIRECTORS' RESPONSIBILITIES**

The directors are responsible for preparing the Strategic Report and Directors' Report and the financial statements in accordance with applicable law and regulations.

Company law requires the directors to prepare group and company financial statements for each financial year. The directors are required under the rules of the Australian Securities Exchange to prepare group and company financial statements in accordance with International Financial Reporting Standards ("IFRS") as adopted by the United Kingdom ("UK").

The financial statements are required by law and IFRS adopted by the UK to present fairly the financial position of the group and the company and the financial performance of the group. The Companies Act 2006 provides in relation to such financial statements that references in the relevant part of that Act to financial statements giving a true and fair view are references to their achieving a fair presentation.

Under company law the directors must not approve the financial statements unless they are satisfied that they give a true and fair view of the state of affairs of the group and the company and of the profit or loss of the group and the company for that period.

In preparing the group and company financial statements, the directors are required to:

- a. select suitable accounting policies and then apply them consistently;
- b. make judgements and accounting estimates that are reasonable and prudent;

- c. state whether they have been prepared in accordance with IFRSs adopted by the UK; and
- d. prepare the financial statements on the going concern basis unless it is inappropriate to presume that the group and the company will continue in business.

The directors are responsible for keeping adequate accounting records that are sufficient to show and explain the group's and the company's transactions and disclose with reasonable accuracy at any time the financial position of the group and the company and enable them to ensure that the financial statements comply with the Companies Act 2006. They are also responsible for safeguarding the assets of the group and the company and hence for taking reasonable steps for the prevention and detection of fraud and other irregularities. The Directors are responsible for the maintenance and integrity of the corporate and financial information included on the [www.smsystems.com.au](http://www.smsystems.com.au) website. Legislation in the United Kingdom governing the preparation and dissemination of financial statements may differ from legislation in other jurisdictions.

### INDEMNITY AND INSURANCE OF OFFICERS

The Company has indemnified the directors and executives of the company for costs incurred, in their capacity as a director or executive, for which they may be held personally liable, except where there is a lack of good faith.

During the financial year, the Company paid a premium in respect of a contract to insure the directors and executives of the company. The contract of insurance prohibits disclosure of the nature of the liability and the amount of the premium.

### EVENTS SUBSEQUENT TO THE REPORTING DATE

No matters or circumstances have arisen since the end of the financial year which significantly affected or may significantly affect the operations of the Group, the results of those operations, or the state of affairs of the Group in future financial years.

### RESULTS AND DIVIDEND

The operating loss, after income tax, for the year was \$3.31m (2022 (restated): \$3.85m). No dividends were proposed or paid during the financial year.

### SHARE CAPITAL

The impact on share capital and share premium account of the share issues during the year, is disclosed in note 23 in the notes to the financial statements.

### GOING CONCERN

The financial statements have been prepared on the going concern basis, which contemplates continuity of normal business activities, the continued financial performance of AEM and the realisation of assets and discharge of liabilities in the normal course of business as well as the availability of an established operating loan facility of up to C\$5 million. The facility which is provided by AEM's bankers is long standing and is secured on receivables and inventory and is subject to loan covenants. Directors expect compliance with the covenants to continue to be met.

The directors have prepared forecasts in respect of future trading. Achievement of such forecasts would require the Group to carry out one of, or a combination of the following to allow it to manage within its current funding facilities for the period to 12 months from the date of this report, raise capital through the issue of shares, amend the structure of current debt, reduce or defer employee or other administration costs within the Group. In developing these forecasts, the Directors have made assumptions and performed sensitivity analysis on variables such as revenues and exchange rates based upon their view of the current and future economic conditions that will prevail over the forecast period of 12 months from the date of signing these financial statements.

The Directors therefore continue to adopt the going concern basis of accounting in preparing the financial statements. It is noted, there is a material uncertainty over going concern should the Group be unable to execute one or more of the following, raising capital through the issue of shares, amending the current debt structure to release further funds, or reduce/defer employee costs or other operating costs.

## DIRECTORS' MEETINGS

The number of directors' meetings (including meetings of committees of directors) and number of meetings attended by each of the directors of the Group during the financial year:

Director	Board meetings		Audit committee		Remuneration committee	
	A	B	A	B	A	B
R Love <sup>(1)</sup>	7	7	-	-	-	-
S Wright	9	9	-	-	-	-
B Wall	9	9	-	-	-	-
H Loechteken <sup>(2)</sup>	5	5	-	-	-	-
M Miletic <sup>(3)</sup>	5	5	-	-	-	-
B McLarty <sup>(4)</sup>	4	4	-	-	-	-
H Deurloo <sup>(5)</sup>	4	4	-	-	-	-

<sup>(1)</sup> appointed 13 July 2022

<sup>(2)</sup> appointed 15 November 2022

<sup>(3)</sup> appointed 15 November 2022

<sup>(4)</sup> resigned 15 November 2022

<sup>(5)</sup> resigned 9 November 2022

A - Number of meetings attended

B - Number of meetings held during the time which the director held office during the year

In addition to formal directors' meetings held during the year regular executive meetings were held on a weekly basis throughout the year.

The Board has determined that the function of the various sub-committees is most efficiently carried out with full Board participation and accordingly, the Company has elected not to establish separate sub-committees at this stage.

## RESEARCH AND DEVELOPMENT

The Group actively reviews technical developments in its markets with a view to taking advantage of the opportunities available to maintain and improve its competitive position. This action involves the design and development of customised avionics and structural health monitoring systems applicable to the aviation industry.

# REMUNERATION REPORT

## (AUDITED)

---

### APPOINTMENT OF AUDITOR

During the year the Company appointed Gerald Edelman LLP as auditor replacing Gravitas Audit Limited (formerly "Jeffrey Henry Audit Limited"). At the Company's 2023 Annual General Meeting it will be proposed that Gerald Edelman LLP be appointed as auditors of the Company thereafter.

### REMUNERATION POLICY

The Remuneration Committee of the Board of Directors of Structural Monitoring Systems Plc is responsible for determining and reviewing compensation arrangements for the directors and executives. The Remuneration Committee (or the Board of directors) assesses the appropriateness of the nature and amount of emoluments of such officers on a periodic basis by reference to relevant employment market conditions with the overall objective of ensuring maximum stakeholder benefit from the retention of a high-quality board and executive team. Such officers are given the opportunity to receive their base emoluments in a variety of forms including cash and fringe benefits such as motor vehicles and expense payment plans. It is intended that the manner of payment chosen will be optimal for the recipient without creating undue cost for the company.

To assist in achieving these objectives, the Remuneration Committee links the nature and amount of executive directors' and senior executives' emoluments to the Company's financial and operational performance. Executive directors and employees have the opportunity to qualify for participation in the Company Employee Incentive Plan.

It is the Remuneration Committee's policy that employment agreements shall be entered into with the Executive Chairman and all other executives. Any options or performance rights held lapse when the service period is completed.

## REMUNERATION OF DIRECTORS AND EXECUTIVE OFFICERS

Details of the nature and amount of each major element of remuneration of each director of the Group and each of the Group executives who receive the highest remuneration are:

30 June 2023	Salary & Fees		Post Employment	Share-based payments		Total
	Cash	Bonus	Superannuation	Performance rights	Shares	
	\$	\$	\$	\$	\$	\$
<b>Directors</b>						
Ross Love <sup>(1)</sup>	321,822	-	-	-	185,095	506,917
Sam Wright	120,000	-	-	-	-	120,000
Brian Wall	273,523	54,875	12,883	-	-	341,281
Heinrich Loechteken <sup>(2)</sup>	47,182	-	-	-	-	47,182
Miroljub Miletic <sup>(2)</sup>	43,594	-	4,578	-	-	48,172
Bryant McLarty <sup>(3)</sup>	28,125	-	-	-	-	28,125
Hendrik Deurloo <sup>(4)</sup>	-	-	-	-	-	-
<b>Executive</b>						
Gary Elwell	116,667	-	-	-	-	116,667
<b>Total</b>	<b>950,913</b>	<b>54,875</b>	<b>17,461</b>	<b>-</b>	<b>185,095</b>	<b>1,208,344</b>

30 June 2022	Salary & Fees		Post Employment	Share-based payments		Total
	Cash	Bonus	Superannuation	Performance rights	Shares	
	\$	\$	\$	\$	\$	\$
<b>Directors</b>						
Will Rouse <sup>(5)</sup>	194,505	-	-	-	-	194,505
Stephen Forman <sup>(6)</sup>	150,000	-	-	18,416	-	168,416
Sam Wright	140,000	-	-	-	-	140,000
R Michael Reveley <sup>(7)</sup>	86,250	-	-	-	-	86,250
Bryant McLarty <sup>(3)</sup>	45,000	-	-	-	-	45,000
Hendrik Deurloo <sup>(4)</sup>	18,750	-	-	-	-	18,750
Brian Wall <sup>(8)</sup>	8,349	-	-	-	-	8,349
<b>Total</b>	<b>642,854</b>	<b>-</b>	<b>-</b>	<b>18,416</b>	<b>-</b>	<b>661,270</b>



<sup>(1)</sup> appointed 13 July 2022

<sup>(2)</sup> appointed 15 November 2022

<sup>(3)</sup> appointed 20 October 2021, resigned 15 November 2022

<sup>(4)</sup> appointed 1 April 2022, resigned 15 November 2022

<sup>(5)</sup> resigned 20 June 2022

<sup>(6)</sup> resigned 20 June 2022

<sup>(7)</sup> resigned 20 October 2021

<sup>(8)</sup> appointed 20 June 2022

Sam Wright receives \$75,000 as Company Secretary and \$45,000 as Non-executive Director.

The above table refers to remuneration recorded on an accruals basis.

## SHARE-BASED COMPENSATION

At the 2022 AGM, the Company did not receive any feedback at the AGM regarding its remuneration practices.

The value of Options granted, converted and lapsed for directors and executives as part of compensation during the year ended 30 June 2023 are set out below:

Name	Value of PRs granted \$	Value of PRs converted \$	Value of PRs lapsed \$
<b>Directors</b>			
Ross Love	185,095	-	-
Sam Wright	-	-	-
Brian Wall	-	-	-
Heinrich Loechteken	-	-	-
Miroljub Miletic	-	-	-
Bryant McLarty	-	-	-
Hendrik Deurloo	-	-	-
<b>Executive</b>			
Gary Elwell	-	-	-
<b>Total</b>	<b>185,095</b>	<b>-</b>	<b>-</b>

## SERVICE AGREEMENTS

Remuneration and other terms of employment for Directors and executives are formalised in service agreements. Details of these agreements are as follows:

**Name:** Ross Love

**Title:** Executive Chairman

**Agreement commenced:** 13 July 2022

**Term of agreement:** no fixed term

**Details:** Base salary of \$325,000 plus statutory superannuation, if applicable, to be reviewed annually by the Remuneration Committee. Subject to termination notice of 6 month notice by either party.

**Name:** Sam Wright  
**Title:** Non-Executive Director & Company Secretary  
**Agreement commenced:** 1 January 2021  
**Term of agreement:** no fixed term  
**Details:** Base salary \$45,000 as Non-executive Director plus \$75,000 as Company Secretary to be reviewed annually by the Remuneration Committee. Subject to termination notice of 1 month by the director and 2 months' notice by the company.

**Name:** Brian Wall  
**Title:** Non-Executive Director  
**Agreement commenced:** 20 June 2022  
**Term of agreement:** no fixed term  
**Details:** Base salary \$75,000 to be reviewed annually by the Remuneration Committee. No termination period in place.

Until his retirement on 24 August 2022 Brian was also Chief Executive Officer of wholly owned subsidiary Anodyne Electronics Manufacturing Corp (AEM). He remains engaged as a consultant with AEM for a 12 month term from that date on an annual salary of C\$140,000. A bonus of C\$50,000 was paid during the year for achievement of AEM EBITDA above budget for the year ended 30 June 2022.

**Name:** Miroljub Miletic  
**Title:** Non-Executive Director  
**Agreement commenced:** 15 November 2022  
**Term of agreement:** no fixed term  
**Details:** Base salary of \$75,000 to be reviewed annually by the Remuneration Committee. No termination period in place.

**Name:** Heinrich Loechteken  
**Title:** Non-Executive Director  
**Agreement commenced:** 15 November 2022  
**Term of agreement:** no fixed term  
**Details:** Base salary \$75,000 to be reviewed annually by the Remuneration Committee. No termination period in place.

**Name:** Gary Elwell  
**Title:** Chief Financial Officer  
**Agreement commenced:** 1 May 2020 (KMP effective from 1 July 2023)  
**Term of agreement:** no fixed term  
**Details:** Base salary \$120,000 to be reviewed annually by the Remuneration Committee. A termination period of one month is in place.

Directors and executives have no entitlement to termination payments in the event of removal for misconduct.

## SHAREHOLDINGS OF KEY MANAGEMENT PERSONNEL

CDIs held in Structural Monitoring Systems Plc:

30 June 2023	Balance at beg of year	CDIs held on appointment/resignation date	Granted as Remuneration	Exercise of PRs	Net Change Other	Balance at end of year
	No.	No.	No.	No.	No.	No.
<b>Directors</b>						
Ross Love	-	-	-	-	-	-
Sam Wright	1,923,797	-	-	-	-	1,923,797
Brian Wall	38,218	-	-	-	-	38,218
Heinrich Loechteken	-	1,625,000	-	-	-	1,625,000
Miroljub Miletic	-	-	-	-	-	-
Bryant McLarty	1,850,045	(1,850,045)	-	-	-	-
Hendrik Deurloo	-	-	-	-	-	-
<b>Executive</b>						
Gary Elwell	-	464,119	-	-	96,490	560,609
<b>Total</b>	<b>3,812,060</b>	<b>239,074</b>	<b>-</b>	<b>-</b>	<b>96,490</b>	<b>4,147,624</b>

30 June 2022	Balance at beg of year	CDIs held on appointment/resignation date	Granted as Remuneration	Exercise of PRs	Net Change Other	Balance at end of year
	No.	No.	No.	No.	No.	No.
<b>Directors</b>						
Sam Wright	1,620,000	-	-	155,813	147,984	1,923,797
Bryant McLarty <sup>(1)</sup>	-	1,525,871	-	-	324,174	1,850,045
Hendrik Deurloo <sup>(2)</sup>	-	-	-	-	-	-
Brian Wall <sup>(3)</sup>	-	38,218	-	-	-	38,218
Will Rouse <sup>(4)</sup>	1,156,016	(1,252,351)	-	-	96,335	-
Stephen Forman <sup>(5)</sup>	1,739,978	(1,884,976)	-	-	144,998	-
R Michael Reveley <sup>(6)</sup>	2,471,444	(2,471,444)	-	392,929	(392,929)	-
<b>Total</b>	<b>6,987,438</b>	<b>(4,044,682)</b>	<b>-</b>	<b>548,742</b>	<b>320,562</b>	<b>3,812,060</b>

## PERFORMANCE RIGHTS HOLDINGS OF KEY MANAGEMENT PERSONNEL

There were no performance rights held by KMP during the year to 30 June 2023. Performance rights held by KMP during the prior year are set out below:

30 June 2022	Balance at beg of year/ on appointment	Granted in lieu of fees during the year	Exercised during the year	PRs held on resignation	Balance at end of the year
	No.	No.	No.	No.	No.
<b>Directors</b>					
Sam Wright	155,813	-	(155,813)	-	-
Bryant McLarty <sup>(1)</sup>	-	-	-	-	-
Hendrik Deurloo <sup>(2)</sup>	-	-	-	-	-
Brian Wall <sup>(3)</sup>	-	-	-	-	-
Will Rouse <sup>(4)</sup>	-	-	-	-	-
Stephen Forman <sup>(5)</sup>	253,954	-	-	(253,954)	-
R Michael Reveley <sup>(6)</sup>	392,929	-	(392,929)	-	-
<b>Total</b>	<b>802,696</b>	<b>-</b>	<b>(548,742)</b>	<b>(253,954)</b>	<b>-</b>

<sup>(1)</sup> appointed 20 October 2021, resigned 15 November 2022

<sup>(2)</sup> appointed 1 April 2022, resigned 8 November 2022

<sup>(3)</sup> appointed 20 June 2022

<sup>(4), (5)</sup> resigned 20 June 2022

<sup>(6)</sup> resigned 20 October 2021

## ADDITIONAL INFORMATION

The earnings of the Group for the 5 years to 30 June 2023 are summarised below:

	2023	2022 (restated)	2021	2020	2019
	\$000'	\$000'	\$000'	\$000'	\$000'
Sales revenue	22,381	15,701	15,340	19,095	16,380
EBITDA	(275)	(2,098)	(478)	(991)	(2,827)
EBIT	(2,629)	(3,735)	(1,445)	(2,043)	(3,488)
Loss after income tax	(3,314)	(3,851)	(1,959)	(2,072)	(3,626)

The factors that are considered to affect total Shareholders return ("TSR") are summarised below:

	2023	2022 (restated)	2021	2020	2019
Share price at financial year end \$	0.83	0.40	0.36	0.43	0.65
Total dividends declared	-	-	-	-	-
Basic earnings per share	(2.49)	(3.11)	(1.64)	(2.19)	(3.51)

## THIS CONCLUDES THE REMUNERATION REPORT

### Information given to auditors

Each of the directors has confirmed that so far as he is aware, there is no relevant audit information of which the Group's auditors are unaware, and that he has taken all the steps that he ought to have taken as a director in order to make himself aware of any relevant audit information and to establish that the Group's auditors are aware of that information.

### Creditor payment policy

The Group's policy during the year was to pay suppliers in accordance with agreed terms and this policy will continue for the year ended 30 June 2024. The Group does not follow a specific code or standard in respect of such creditors. As at 30 June 2023, the Group's trade creditors represented 61 days' purchases (2022: 64 days).

### Financial instruments and risks

The Board has overall responsibility for the determination of the Group's risk management objectives and policies and, whilst retaining ultimate responsibility for them, it has delegated the authority for designing and operating processes that ensure the effective implementation of the objectives and policies to the Executive Chairman. The Board receives monthly reports from the finance function through which it reviews the effectiveness of the processes put in place and the appropriateness of the objectives and policies it sets.

The overall objective of the Board is to set policies that seek to reduce risk as far as possible without unduly affecting the Group's competitiveness and flexibility. Further details regarding these policies are set out below:

The Group is exposed through its operations to the following financial risks:

- credit risk;
- liquidity risk;
- foreign exchange risk

The Group is exposed to the usual credit risk associated with selling on credit and manages this through credit control procedures. Further information is provided in note 24 in the notes to the financial statements.

As a result of operations in Canada, USA and Australia, the Group's assets and liabilities can be affected by movements in the C\$/A\$, US\$/A\$ and UK/A\$ exchange rates.

The Group also has transactional currency exposures. Such exposure arises from sales or purchases by an operating unit in currencies other than the unit's functional currency.

The Group is exposed to foreign currency risk following the acquisition of a Canadian-based subsidiary and the risk could increase in the future as international commercialisation of the Group's technologies increase. There is currently no form of currency hedging or risk strategy in place, but this policy is constantly monitored and appropriate strategies will be implemented if required.

Liquidity risk arises from the Group's management of working capital. It is the risk that the Group will encounter difficulty in meeting its financial obligations as they fall due.

In order to maintain liquidity to ensure that sufficient funds are available for ongoing operations and future developments, the Group monitors forecast cash inflows and outflows on a monthly basis. The Group has an established debt facility for up to CA\$5 million, of which C\$3.75m is available to assist with day to day operating requirements.

### **Business risks and uncertainties**

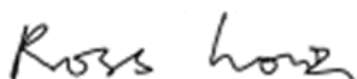
The Group has a reliance on one customer at the present time. The customer accounts for \$9.36 million of revenues totalling \$22.38 million. The relationship with the customer is secured by a licence agreement and the Group is pursuing growth opportunities.

Having secured STC approval for use on the center wing box, front spar shear fitting, and the Intelsat (Gogo) Wi-Fi antenna inspections for select B737 aircraft, the Company is on track for FAA approval of its pending Service Bulletins for the B737 Aft Pressure Bulkhead (ABP) application.

### **Future developments**

The directors have discussed the future developments for the business within the Strategic Report on page 5, in accordance with Section 414C of the Companies Act 2016.

By order of the Board



Ross Love  
Executive Chairman  
28th September 2023

**Statement of profit or loss and other comprehensive income**  
**For the year ended 30 June 2023**

	Note	Consolidated		Parent	
		2023	2022	2023	2022
		(\$000')	(restated) (\$000')	(\$000')	(\$000')
<b>Continuing operations</b>					
Revenue					
Sales		22,381	15,701	262	66
Cost of sales		(10,820)	(7,699)	(92)	(39)
Gross profit		11,561	8,002	170	27
Other income	4	248	473	410	325
Depreciation and amortisation		(2,354)	(1,638)	(1)	(2)
Employee expenses	4	(8,260)	(6,863)	(1,598)	(1,249)
Impairment charges	4	-	-	(150)	(1,814)
Occupancy expenses		(12)	(16)	(12)	(16)
Research and development expenses		(465)	(643)	(217)	-
Royalty fees		(118)	(692)	-	-
Sales and marketing expenses		(1,095)	(531)	(337)	(189)
Share-based payments	22	(514)	(37)	(514)	(37)
Administrative expenses		(1,728)	(1,926)	(816)	(783)
Operating loss before finance costs and tax		(2,737)	(3,871)	(3,065)	(3,738)
Finance costs		(703)	(400)	(2)	(5)
Foreign exchange gains/(losses)		109	137	(9)	4
Income tax benefit	6	17	283	-	-
Loss after finance costs and tax from continuing operations		(3,314)	(3,851)	(3,076)	(3,739)
Loss attributable to members of the parent		(3,314)	(3,851)	(3,076)	(3,739)
Other comprehensive income					
<i>Items that may be reclassified subsequently to profit or loss:</i>					
Foreign currency translation		(65)	633	-	-
Total comprehensive income for the year		(65)	633	-	-
Loss for the year attributable to owners of Structural Monitoring Systems Plc		(3,379)	(3,218)	(3,076)	(3,739)
Earnings per share (cents per share)					
Basic for loss from continuing operations	7	(2.49)	(3.11)		
Diluted for loss from continuing operations	7	(2.49)	(3.11)		

The accompanying notes form an integral part of the financial statements.

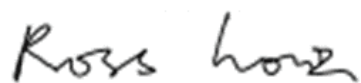
**Statement of financial position**  
**As at 30 June 2023**

	Note	Consolidated			Parent	
		2023	2022	2021	2023	2022
		\$000'	(restated) \$000'	(restated) \$000'	\$000'	\$000'
<b>Assets</b>						
<b>Current assets</b>						
Cash and cash equivalents		961	1,803	2,381	6	-
Trade receivables	8	1,981	3,042	2,347	-	5
Inventory	9	13,469	11,332	7,344	-	173
Financial assets	10	-	1,153	-	-	-
Prepayments and other receivables	11	615	505	511	133	72
<b>Total current assets</b>		<b>17,026</b>	<b>17,835</b>	<b>12,583</b>	<b>139</b>	<b>250</b>
<b>Non-current assets</b>						
Plant and equipment	12	1,627	1,733	444	-	1
Right-of-use assets	13	7,567	8,772	373	-	-
Intangible assets and goodwill	14	7,434	7,149	3,718	-	-
Loans to subsidiaries	15	-	-	-	10,662	11,464
<b>Total non-current assets</b>		<b>16,628</b>	<b>17,654</b>	<b>4,535</b>	<b>10,662</b>	<b>11,465</b>
<b>Total assets</b>		<b>33,654</b>	<b>35,489</b>	<b>17,118</b>	<b>10,801</b>	<b>11,715</b>
<b>Liabilities</b>						
<b>Current liabilities</b>						
Trade and other payables	16	3,891	3,710	1,845	625	453
Borrowings	17	4,222	5,461	-	-	-
Lease liabilities	18	1,157	1,150	268	-	-
Provisions	19	86	132	126	-	-
<b>Total current liabilities</b>		<b>9,356</b>	<b>10,453</b>	<b>2,239</b>	<b>625</b>	<b>453</b>
<b>Non-current liabilities</b>						
Loans from subsidiaries	15	-	-	-	-	298
Borrowings	17	1,196	-	-	-	-
Lease liabilities	18	7,753	8,700	70	-	-
Deferred tax liability	6	442	338	539	-	-
<b>Total non-current liabilities</b>		<b>9,391</b>	<b>9,038</b>	<b>609</b>	<b>-</b>	<b>298</b>
<b>Total liabilities</b>		<b>18,747</b>	<b>19,491</b>	<b>2,848</b>	<b>625</b>	<b>751</b>
<b>Net assets</b>		<b>14,907</b>	<b>15,998</b>	<b>14,270</b>	<b>10,176</b>	<b>10,964</b>
<b>Equity attributable to equity holders of the parent</b>						
Issued capital	23	31,959	31,954	31,949	31,959	31,954
Share premium reserve	23	43,210	41,327	36,492	43,210	41,327
Accumulated losses		(59,953)	(56,789)	(52,938)	(63,721)	(60,795)
Other reserves	23	(309)	(494)	(1,233)	(1,272)	(1,522)
<b>Total equity</b>		<b>14,907</b>	<b>15,998</b>	<b>14,270</b>	<b>10,176</b>	<b>10,964</b>

The accompanying notes form an integral part of the financial statements.



Approved by the Board and authorised for issue on 28<sup>th</sup> September 2023

A handwritten signature in black ink that reads "Ross Love". The signature is written in a cursive, slightly slanted style.

Ross Love, Executive Chairman

**Statement of cash flows**  
**For the year ended 30 June 2023**

	Note	Consolidated		Parent	
		2023 \$000'	2022 \$000'	2023 \$000'	2022 \$000'
<b>Cashflows from operating activities</b>					
Receipts from customers		23,442	15,007	671	391
Payments to suppliers and employees		(24,508)	(19,226)	(2,783)	(2,269)
Interest paid		(703)	(400)	(12)	(5)
<b>Net cash used in operating activities before tax received</b>	20(a)	(1,769)	(4,619)	(2,124)	(1,883)
Income tax received		248	659	-	-
<b>Net cash used in operating activities</b>		(1,521)	(3,960)	(2,124)	(1,883)
<b>Cashflows from investing activities</b>					
Payments for development expenses capitalised		(1,123)	(584)	-	-
Proceeds from financial asset		1,153	-	-	-
Payments for financial asset		-	(1,153)	-	-
Cash paid on acquisition of business		-	(4,404)	-	-
Payments for plant and equipment		(315)	(348)	-	-
<b>Net cash used in investing activities</b>		<b>(285)</b>	<b>(6,489)</b>	-	-
<b>Cashflows from financing activities</b>					
Proceeds from issue of shares		1,925	4,915	1,925	4,916
Issue costs		(150)	(76)	(150)	(76)
Proceeds from borrowings		-	5,461	-	-
Repayment of borrowings		(43)	-	-	-
Repayment of lease liabilities		(963)	(468)	-	-
Loans from subsidiaries		-	-	355	(2,957)
<b>Net cash provided by financing activities</b>		<b>769</b>	<b>9,832</b>	<b>2,130</b>	<b>1,883</b>
Net increase/(decrease) in cash held		(1,037)	(617)	6	-
Cash and cash equivalents at beginning of year		1,803	2,381	-	-
Effect of foreign exchange on balances		195	39	-	-
<b>Cash and cash equivalents at end of year</b>	20(b)	961	1,803	6	-
Cash and cash equivalents		961	1,803	6	-
Borrowings		(5,418)	(5,461)	-	-
<b>Cash and cash equivalents net of borrowings at end of year</b>		<b>(4,457)</b>	<b>(3,658)</b>	<b>6</b>	<b>-</b>

The accompanying notes form an integral part of the financial statements.

**Statement of changes in equity**  
**For the year ended 30 June 2023**

<b>Consolidated</b>	<b>Issued capital \$000'</b>	<b>Accumulated losses \$000'</b>	<b>Share premium reserve \$000'</b>	<b>Share-based payment reserve \$000'</b>	<b>Foreign exchange reserve \$000'</b>	<b>Total equity \$000'</b>
At 1 July 2022	31,954	(56,789)	41,327	749	(1,243)	15,998
Loss for the year	-	(3,314)	-	-	-	(3,314)
Foreign currency translation	-	-	-	-	(65)	(65)
Total comprehensive loss for the year	-	(3,314)	-	-	(65)	(3,379)
Transactions with owners:						
Issue of CDIs for cash	5	-	1,920	-	-	1,925
Issued on conversion of performance rights	-	68	-	(68)	-	-
Share-based payments: performance rights	-	-	-	215	-	215
Share-based payments: options	-	-	-	185	-	185
Share-based payments: CDIs	-	-	113	-	-	113
Expiry of performance rights	-	82	-	(82)	-	-
Share issue costs	-	-	(150)	-	-	(150)
Total transactions with owners	5	150	1,883	250	-	2,288
<b>At 30 June 2023</b>	<b>31,959</b>	<b>(59,953)</b>	<b>43,210</b>	<b>999</b>	<b>(1,308)</b>	<b>14,907</b>
At 1 July 2021 (as previously reported)	31,949	(53,194)	36,492	643	(1,876)	14,014
Correction of misstatement 2021	-	256	-	-	-	256
At 1 July 2021 (restated)	31,949	(52,938)	36,492	643	(1,876)	14,270
Loss for the year (restated)	-	(3,851)	-	-	-	(3,851)
Foreign currency translation (restated)	-	-	-	-	633	633
Total comprehensive loss for the year	-	(4,027)	-	-	633	(3,218)
Transactions with owners:						
Issue of CDIs for cash	5	-	4,911	-	-	4,916
Share-based payments: performance rights	-	-	-	106	-	106
Share issue costs	-	-	(76)	-	-	(76)
Total transactions with owners	5	-	4,835	106	-	4,946
<b>At 30 June 2022 (restated)</b>	<b>31,954</b>	<b>(56,789)</b>	<b>41,327</b>	<b>749</b>	<b>(1,243)</b>	<b>15,998</b>

**Statement of changes in equity**  
**For the year ended 30 June 2023**

<b>Parent</b>	<b>Issued capital \$000'</b>	<b>Accumulated losses \$000'</b>	<b>Share premium reserve \$000'</b>	<b>Share-based payment reserve \$000'</b>	<b>Foreign exchange reserve \$000'</b>	<b>Total equity \$000'</b>
At 1 July 2022	31,954	(60,795)	41,327	749	(2,271)	10,964
Loss for the year	-	(3,076)	-	-	-	(3,076)
Total comprehensive loss for the year	-	(3,076)	-	-	-	(3,076)
Transactions with owners:						
Issue of CDIs for cash	5	-	1,920	-	-	1,925
Issued on conversion of performance rights	-	68	-	68	-	-
Share-based payments: performance rights	-	-	-	215	-	215
Share-based payments: options	-	-	-	185	-	185
Share-based payments: CDIs	-	-	113	-	-	113
Expiry of performance rights	-	82	-	(82)	-	-
Share issue costs	-	-	(150)	-	-	(150)
Total transactions with owners	5	150	1,883	250	-	
<b>At 30 June 2023</b>	<b>31,959</b>	<b>(63,721)</b>	<b>43,210</b>	<b>999</b>	<b>(2,271)</b>	<b>10,176</b>
At 1 July 2021	31,949	(57,056)	36,492	643	(2,271)	9,757
Loss for the year	-	(3,739)	-	-	-	(3,739)
Total comprehensive loss for the year	-	(3,739)	-	-	-	(3,739)
Transactions with owners:						
Issue of CDIs for cash	5	-	4,911	-	-	4,916
Share-based payments: performance rights	-	-	-	106	-	106
Share issue costs	-	-	(76)	-	-	(76)
Total transactions with owners	5	-	4,835	106	-	4,946
<b>At 30 June 2022</b>	<b>31,954</b>	<b>(60,795)</b>	<b>41,327</b>	<b>749</b>	<b>(2,271)</b>	<b>10,964</b>

The accompanying notes form an integral part of the financial statements.

## Notes to the financial statements

### 30 June 2023

---

#### 1. Corporate information and authorisation of financial statements

The financial statements of Structural Monitoring Systems Plc for the year ended 30 June 2023 were authorised for issue in accordance with a resolution of the directors on 28 September 2023 and the statements of financial position were signed on the Board's behalf by Ross Love.

Structural Monitoring Systems Plc is a public limited company incorporated and domiciled in the United Kingdom. The Company's registered office and principal place of business are disclosed on page 2 of this report. The Company's ordinary shares, when held as a Chess Depository Interest (CDI) and registered on the CDI register, are tradable on the Australian Securities Exchange (ASX). Ordinary shares on the UK register cannot be traded on the Australian Securities Exchange.

#### 2. Summary of significant accounting policies

##### (a) Basis of Preparation

The consolidated financial statements and those of the parent entity are presented in Australian dollars which is the Company's functional currency and are rounded to the nearest one thousand Australian dollars. The average AUD:CAD rate for the year was 0.9011 (2022: 0.9184) and the reporting date AUD:CAD spot rate was 0.8823 (2022: 0.8885). CAD is the presentational currency of Anodyne Electronics Manufacturing Corp (AEM), a wholly owned subsidiary of the Company.

##### (b) Financial Position

The Group reported a net loss after tax of \$3.31 million (2022: loss (restated) \$3.85 million) and an operating cash outflow of \$1.52 million (2022: \$3.96 million) for the year ended 30 June 2023 and reported working capital of \$5.31 million including cash of \$0.96 million as at that date.

The financial statements have been prepared on the going concern basis, which contemplates continuity of normal business activities, the continued financial performance of AEM, the continued development of the CVM™ technology and the realisation of assets and discharge of liabilities in the normal course of business as well as the continued availability of an established operating loan facility of C\$5 million with Royal Bank of Canada (RBC) which is secured on receivables and inventory and is subject to loan covenants. The Directors expect compliance with the covenants to continue to be met.

The Directors have prepared forecasts in respect of future trading. Achievement of such forecasts would allow the entity to manage within its current funding facilities for the foreseeable future. In developing these forecasts, the Directors have made assumptions and performed sensitivity analysis on variables such as revenues and employee costs based upon their view of the current and future economic conditions that will prevail over the forecast period of 12 months from the date of signing these financial statements. The Directors have also made assumptions regarding future funding comprising one or more of the following:

An annual review of the RBC facility scheduled for October 2023 is expected to result in an increase in funding available due to a re-weighting of inventory held as security provided for the existing facility,

The Company has the ability to issue shares for cash in accordance with the Corporations Act 2001.

The Company also has the ability to remunerate directors and senior management in shares or other equity instruments rather than cash or defer payments due in cash in an effort to reduce cash outflow in the short to medium term.

The Directors have made assumptions regarding growth of revenue streams in the year ahead amounting to 20% whereas growth during 2023 amounted to 43%

The directors and senior management will formally consider all measures which would favourably reduce/defer operational expenses should actual cash flows be less than budgeted, as they have done in previous years.

## Notes to the financial statements

### 30 June 2023

---

The directors therefore continue to adopt the going concern basis of accounting in preparing the financial statements. It is noted, there is a material uncertainty over going concern should the Group be unable to execute one or more of the following, raising capital through the issue of shares, amending the current debt structure to release further funds, or reduce/defer employee costs or other operating costs.

#### **(c) Statement of compliance**

The Group's financial statements have been prepared in accordance with International Financial Reporting Standards ("IFRS") as adopted by the United Kingdom (previously as adopted by the European Union, no changes have arisen as a consequence of the change) as they apply to the financial statements of the Group for the year ended 30 June 2023 and are applied in accordance with the Companies Act 2006. The Group and the Company have not adopted any standards or interpretations in advance of the required implementation dates. It is not expected that adoption of standards or interpretations which have been issued by the International Accounting Standards Board but have not been adopted will have a material impact on the financial statements for the year ended 30 June 2023. See note 2(d) for further consideration.

#### **(d) Accounting standards and Interpretations**

##### **New Accounting Standards and Interpretations not yet mandatory or early adopted**

The Directors have also reviewed all of the new and revised Standards and Interpretations in issue not yet adopted for the year ended 30 June 2023. As a result of this review the Directors have determined that there is no material impact of the Standards and Interpretations in issue not yet adopted on the Group and, therefore, no change is necessary to Group accounting policies.

#### **(e) Basis of consolidation**

The consolidated financial statements incorporate the assets, liabilities and results of entities controlled by Structural Monitoring Systems Plc at the end of the reporting period. A controlled entity is any entity over which Structural Monitoring Systems Plc is exposed to, or has rights to, variable returns from its involvement with the entity and has the ability to affect those returns through its power to direct the activities of the entity.

Where controlled entities have entered or left the Group during the year, the financial performance of those entities is included only for the period of the year that they were controlled.

In preparing the consolidated financial statements, all inter-group balances and transactions between entities in the consolidated group have been eliminated in full on consolidation.

Non-controlling interests, being the equity in a subsidiary not attributable, directly or indirectly, to a parent, are reported separately within the equity section of the consolidated statement of financial position and statement of comprehensive income. The non-controlling interests in the net assets comprise their interests at the date of the original business combination and their share of changes in equity since that date.

#### **Business Combinations**

Business combinations occur where an acquirer obtains control over one or more businesses. A business combination is accounted for by applying the acquisition method, unless it is a combination involving entities or businesses under common control. The business combination will be accounted for from the date that control is attained, whereby the fair value of the identifiable assets acquired and liabilities (including contingent liabilities) assumed is recognised (subject to certain limited exemptions).

When measuring the consideration transferred in the business combination, any asset or liability resulting from a contingent consideration arrangement is also included. Subsequent to initial recognition, contingent consideration classified as equity is not remeasured and its subsequent settlement is accounted for within equity. Contingent consideration classified as an asset or liability is remeasured at the end of each reporting period to fair value, recognising any change to fair value in profit or loss, unless the change in value can be identified as existing at acquisition date.

## Notes to the financial statements

### 30 June 2023

---

All transaction costs incurred in relation to the business combination are expensed to the statement of comprehensive income. The acquisition of a business may result in the recognition of goodwill or a gain from a bargain purchase.

#### (f) Foreign currency translation

##### (i) Functional currency

Items included in the financial statements of each of the companies in the Group are measured using the currency of the primary economic environment in which the entity operates ('the functional currency'). The functional currency of Structural Monitoring Systems Plc is Australian dollars, and its presentation currency is Australian dollars. The functional currency of its overseas subsidiary, Structural Monitoring Systems Limited, is Australian dollars and the functional currency of its overseas subsidiary, Anodyne Electronics Manufacturing Corp is Canadian dollars.

##### (ii) Transactions and balances

Foreign currency transactions are translated into the presentational currency using the exchange rates prevailing at the dates of the transactions. Foreign exchange gains and losses resulting from the settlement of such transactions and from the translation at yearend exchange rates of monetary assets and liabilities denominated in foreign currencies are recognised in the statement of comprehensive income.

##### (iii) Group entities

The results and financial position of all the Company entities (none of which has the currency of a hyperinflationary economy) that have a functional currency different from the presentation currency are translated into the presentation currency as follows:

- Assets and liabilities for each statement of financial position presented are translated at the closing rate at the date of that statement of financial position;
- Income and expenses for each statement of comprehensive income are translated at average exchange rates (unless this is not a reasonable approximation of the rates prevailing on the transaction dates, in which case income and expenses are translated at the dates of the transactions); and
- All resulting exchange differences are recognised as a separate component of equity and in Other comprehensive Income.
- On consolidation, exchange differences arising from the translation of any net investment in foreign entities are taken to foreign currency translation reserve.

When a foreign operation is sold or any borrowings forming part of the net investment are repaid, a proportionate share of such exchange differences are recognised in the statement of comprehensive income, as part of the gain or loss on sale where applicable.

#### (g) Impairment of property, plant and equipment

At each reporting date, the Group assesses whether there is any indication that an asset may be impaired. Where an indicator of impairment exists, the Group makes a formal estimate of the recoverable amount. Where the carrying amount of an asset exceeds its recoverable amount the asset is considered impaired and is written down to its recoverable amount.

Recoverable amount is the greater of fair value less costs to sell and value in use. It is determined for an individual asset, unless the asset's value in use cannot be estimated to be close to its fair value less costs to sell and it does not generate cash inflows that are largely independent of those from other assets or groups of assets, in which case, the recoverable amount is determined for the cash-generating unit to which the asset belongs.

In assessing value in use, the estimated future cash flows are discounted to their present value using a pre-tax discount rate that reflects current market assessments of the time value of money and the risks specific to the asset.

## Notes to the financial statements

### 30 June 2023

---

#### (h) Financial instruments

Financial assets and financial liabilities are recognised when the Group becomes party to the contractual provisions of the instrument.

#### Financial assets

##### Cash and cash equivalents

Cash and cash equivalents comprise cash at bank and in hand and other short-term deposits held by the Group with maturities of less than three months. For the purposes of the statement of cash flows, cash and cash equivalents consist of cash and cash equivalents as defined above, net of outstanding bank overdrafts.

##### Trade, Group and other receivables

Trade, other and group receivables are recorded initially at fair value and subsequently measured at amortised cost.

#### Financial liabilities and equity

Financial liabilities and equity instruments are classified according to the substance of the contractual arrangements entered into. An equity instrument is any contract that evidences a residual interest in the assets of the Group after deducting all of its liabilities.

##### Trade, other and Group payables

Trade, Group and other payables are initially measured at fair value net of direct transaction costs and subsequently measured at amortised cost.

#### Equity instruments

Equity instruments issued by the Group are recorded at fair value on initial recognition net of transaction costs.

#### Derecognition of financial assets (including write-offs) and financial liabilities

A financial asset (or part thereof) is derecognised when the contractual rights to cash flows expire or are settled, or when the contractual rights to receive the cash flows of the financial asset and substantially all the risks and rewards of ownership are transferred to another party. When there is no reasonable expectation of recovering a financial asset, it is derecognised ("written off"). The gain or loss on derecognition of financial assets measured at amortised cost is recognised in profit or loss. A financial liability (or part thereof) is derecognised when the obligation specified in the contract is discharged, cancelled, or expires. Any difference between the carrying amount of a financial liability (or part thereof) that is derecognised and the consideration paid is recognised in profit or loss.

#### Impairment of financial assets

An impairment loss is recognised for the expected credit losses on financial assets when there is an increased probability that the counterparty will be unable to settle an instrument's contractual cash flows on the contractual due dates, a reduction in the amounts expected to be recovered, or both. The probability of default and expected amounts recoverable are assessed using reasonable and supportable past and forward-looking information that is available without undue cost or effort. The expected credit loss is a probability-weighted amount determined from a range of outcomes and takes into account the time value of money.

For trade receivables, material expected credit losses are measured by applying an expected loss rate to the gross carrying amount. The expected loss rate comprises the risk of a default occurring and the expected cash flows on default based on the aging of the receivable. The risk of a default occurring always takes into consideration all possible default events over the expected life of those receivables ("the lifetime expected credit losses"). Different provision rates and periods are used based on groupings of historic credit loss experience by product type, customer type and location.



## Notes to the financial statements

### 30 June 2023

---

For intercompany loans that are repayable on demand, expected credit losses are based on the assumption that repayment of the loan is demanded at the reporting date. If the subsidiary does not have sufficient accessible highly liquid assets in order to repay the loan if demanded at the reporting date, an expected credit loss is calculated. This is calculated based on the expected cash flows arising from the subsidiary and weighted for probability likelihood variations in cash flows.

#### **Definition of default**

The loss allowance on all financial assets is measured by considering the probability of default.

Receivables are considered to be in default when the principal or any interest is significantly more than the associated credit terms past due, based on an assessment of past payment practices and the likelihood of such overdue amounts being recovered.

#### **Write-off policy**

Receivables are written off by the Group when there is no reasonable expectation of recovery, such as when the counterparty is known to be going bankrupt, or into liquidation or administration. Receivables will also be written off when the amount is more than materially past due.

#### **(i) Provisions**

Provisions are recognised when the Group has a present obligation (legal or constructive) as a result of a past event, it is probable that an outflow of resources embodying economic benefits will be required to settle the obligation and a reliable estimate can be made of the amount of the obligation.

Where the Group expects some or all of a provision to be reimbursed, for example under an insurance contract, the reimbursement is recognised as a separate asset but only when the reimbursement is virtually certain. The expense relating to any provision is presented in the statement of comprehensive income net of any reimbursement.

If the effect of the time value of money is material, provisions are determined by discounting the expected future cash flows at a pre-tax rate that reflects current market assessments of the time value of money and, where appropriate, the risks specific to the liability.

#### **(j) Share-based payment transactions**

The Group provides benefits to employees (including directors) in the form of share-based payment transactions, whereby employees render services in exchange for rights over shares ('equity-settled transactions'). The fair value of options is determined using the Black-Scholes pricing model or using the trinomial option pricing model.

There is currently one plan in place to provide these benefits, the Employee Incentive Plan (EIP), which provides benefits to directors and employees.

The cost of these equity-settled transactions with employees is measured by reference to the fair value at the date at which they are granted.

In valuing equity-settled transactions, no account is taken of any performance conditions, other than conditions linked to the price of the shares of Structural Monitoring Systems Plc ('market conditions').

The cost of equity-settled transactions is recognised, together with a corresponding increase in equity, over the period in which the performance conditions are fulfilled, ending on the date on which the relevant employees become fully entitled to the award ('vesting date').

The cumulative expense recognised for equity-settled transactions at each reporting date until vesting date reflects the extent to which the vesting period has expired. This opinion is formed based on the best available information at the reporting date. No adjustment is made for the likelihood of market performance conditions being met as the effect of these conditions is included in the determination of fair value at grant date.

**(k) Revenue**

**Revenue recognition – Repair services**

Repairs meet the definition of a distinct service whereby the associated revenue is to be recognised at a point in time, evidenced by the completion of the agreed upon service and delivery of the repaired parts/components to the customer. The point in time criteria are met as the following transfers of control exist: (a) The entity has the present right to payment for the asset; (b) the customer has the legal right to the asset; (c) the entity has transferred physical possession of the asset; (d) the customer has the significant risks and rewards of ownership of the asset; (e) the customer has accepted the asset. Pricing is fixed and determinable pursuant to agreed upon pricing lists that establish stand-alone selling prices.

**Revenue recognition – Product sales (stock or customised parts)**

Product sales meet the definition of a distinct service whereby the associated revenue is to be recognised at a point in time, evidenced by the delivery of the products to the customer. The point in time criteria are met as the following transfers of control exist: (a) The entity has the present right to payment for the asset; (b) the customer has the legal right to the asset; (c) the entity has transferred physical possession of the asset; (d) the customer has the significant risks and rewards of ownership of the asset; (e) the customer has accepted the asset. Pricing is fixed and determinable pursuant to agreed upon pricing lists that establish stand-alone selling prices. There are no further performance obligations associated with these sales.

At times, multiple services or goods are sold to customers, however, contracts detail out separate prices for each different good or service purchased. As each service or good purchased has a standalone selling price in the negotiated contract there is no need to allocate a purchase price across multiple deliverables. In addition, each contract includes payment terms.

The Group recognises revenue on shipping for stock parts, customized product and customer product. When the Group provides a service (prototyping) it generally recognizes revenue when the prototype is shipped or as the service is provided if there is no item to be shipped. The Group recognises revenue when it satisfies its performance obligation under the contract (when the Group ships the product which is also when the customer obtains control over the product or service).

**Rendering of services**

Revenue from a contract to provide services is recognised over time as the services are rendered based on a fixed price.

**(l) Inventories**

Raw materials, work in progress and finished goods are stated at the lower of cost and net realisable value on a 'first in first out' basis. Cost comprises of direct materials and delivery costs, direct labour, import duties and other taxes, an appropriate proportion of variable and fixed overhead expenditure based on normal operating capacity. Costs of purchased inventory are determined after deducting rebates and discounts received or receivable.

Stock in transit is stated at the lower of cost and net realisable value. Cost comprises of purchase and delivery costs, net of rebates and discounts received or receivable.

Net realisable value is the estimated selling price in the ordinary course of business less the estimated costs of completion and the estimated costs necessary to make the sale.

**(m) Property, plant and equipment**

Plant and equipment and leasehold improvements are stated at historical cost less accumulated depreciation and impairment. Historical cost includes expenditure that is directly attributable to the acquisition of the items.

## Notes to the financial statements

### 30 June 2023

---

Depreciation is calculated on a straight-line basis to write off the net cost of each item of property, plant and equipment (excluding land) over their expected useful lives as follows:

Plant and equipment	1 - 5 years
Leasehold improvements	10 years

The residual values, useful lives and depreciation methods are reviewed, and adjusted if appropriate, at each reporting date.

An item of property, plant and equipment is derecognised upon disposal or when there is no future economic benefit to the consolidated entity. Gains and losses between the carrying amount and the disposal proceeds are taken to profit or loss.

#### **(n) Right-of-use assets**

A right-of-use asset is recognised at the commencement date of a lease. The right-of-use asset is measured at cost, which comprises the initial amount of the lease liability, adjusted for, as applicable, any lease payments made at or before the commencement date net of any lease incentives received, any initial direct costs incurred, and, except where included in the cost of inventories, an estimate of costs expected to be incurred for dismantling and removing the underlying asset, and restoring the site or asset.

Right-of-use assets are depreciated on a straight-line basis over the unexpired period of the lease or the estimated useful life of the asset, whichever is the shorter. Where the consolidated entity expects to obtain ownership of the leased asset at the end of the lease term, the depreciation is over its estimated useful life. Right-of-use assets are subject to impairment or adjusted for any remeasurement of lease liabilities.

The group has elected not to recognise a right-of-use asset and corresponding lease liability for short-term leases with terms of 12 months or less and leases of low-value assets. Lease payments on these assets are expensed to profit or loss as incurred.

#### **(o) Intangible assets**

Intangible assets acquired as part of a business combination, other than goodwill, are initially measured at their fair value at the date of the acquisition. Intangible assets acquired separately are initially recognised at cost. Finite life intangible assets are subsequently measured at cost less amortisation and any impairment. The gains or losses recognised in the statement of comprehensive income arising from the derecognition of intangible assets are measured as the difference between net disposal proceeds and the carrying amount of the intangible asset. The method and useful lives of finite life intangible assets are reviewed annually. Changes in the expected pattern of consumption or useful life are accounted for prospectively by changing the amortisation method or period.

#### **Goodwill**

Goodwill arises on the acquisition of a business. Goodwill is not amortised.

#### **Research and development**

Research costs are expensed in the period in which they are incurred. Development costs are capitalised when it is probable that the project will be a success considering its commercial and technical feasibility; the consolidated entity is able to use or sell the asset; the consolidated entity has sufficient resources; and intent to complete the development and its costs can be measured reliably. Capitalised development costs are amortised on a straight-line basis over the period of their expected benefit, being their finite life of 10 years.

#### **Certifications**

Significant costs associated with certifications are amortised on a straight-line basis over the period of their expected benefit, being the finite life of 5 years.

## Notes to the financial statements

### 30 June 2023

---

#### Licence agreement

Significant costs associated with a licence agreement are amortised on a straight-line basis over the period of their expected benefit, being their finite life of 5 years.

#### Technology

Significant costs associated with technological intellectual property are amortised on a straight-line basis over the period of their expected benefit, being their finite life of 10 years.

#### Customer relationships

Value attached to relationships with key customers is amortised on a straight-line basis over the period of their expected benefit, being their finite life of 5 years.

#### Intellectual property

Significant costs incurred in securing supplementary type certificates are amortised on a straight-line basis over the period of their expected benefit, being their finite life of 10 years.

#### (p) Impairment of non-financial assets

Goodwill and other intangible assets that have an indefinite useful life are not subject to amortisation and are tested annually for impairment, or more frequently if events or changes in circumstances indicate that they might be impaired. Other non-financial assets are reviewed for impairment whenever events or changes in circumstances indicate that the carrying amount may not be recoverable. An impairment loss is recognised for the amount by which the asset's carrying amount exceeds its recoverable amount.

Recoverable amount is the higher of an asset's fair value less costs of disposal and value-in-use. The value-in-use is the present value of the estimated future cash flows relating to the asset using a pre-tax discount rate specific to the asset or cash-generating unit to which the asset belongs. Assets that do not have independent cash flows are grouped together to form a cash-generating unit.

#### (q) Income tax

The charge for taxation for the year is the tax payable on the profit or loss for the year based on the applicable income tax rate for each jurisdiction and takes into account deferred tax. Deferred tax is the tax expected to be payable or recoverable on differences between the carrying amounts of assets and liabilities in the financial statements and the corresponding tax bases used in the computation of taxable profit or loss and is accounted for using the balance sheet method.

Deferred tax assets are only recognised to the extent that it is probable that future taxable profit will be available in the foreseeable future against which the temporary differences can be utilised.

#### (r) Other taxes

Revenues, expenses and assets are recognised net of the amount of VAT/GST except:

- where the VAT/GST incurred on a purchase of goods and services is not recoverable from the taxation authority, in which case the VAT/GST is recognised as part of the cost of acquisition of the asset or as part of the expense item as applicable; and
- receivables and payables are stated with the amount of VAT/GST included.

The net amount of VAT/GST recoverable from, or payable to, the taxation authority is included as part of receivables or payables in the statement of financial position.

## Notes to the financial statements

### 30 June 2023

---

Cash flows are included in the statement of cash flows on a gross basis and the VAT/GST component of cash flows arising from investing and financing activities, which is recoverable from, or payable to, the taxation authority are classified as operating cash flows.

Commitments and contingencies are disclosed net of the amount of VAT/GST recoverable from, or payable to, the taxation authority.

#### **(s) Borrowings**

Loans and borrowings are initially recognised at the fair value of the consideration received, net of transaction costs. They are subsequently measured at amortised cost using the effective interest method.

#### **(t) Lease liabilities**

A lease liability is recognised at the commencement date of a lease. The lease liability is initially recognised at the present value of the lease payments to be made over the term of the lease, discounted using the interest rate implicit in the lease or, if that rate cannot be readily determined, the Group's incremental borrowing rate. Lease payments comprise of fixed repayments less any lease incentives receivable, variable lease payments that depend on an index or a rate, amounts expected to be paid under residual value guarantees, exercise price of a purchase option when the exercise of the option is reasonably certain to occur and any anticipated termination penalties. The variable lease payments that do not depend on an index or a rate are expensed in the period in which they are incurred.

Lease liabilities are measured at amortised cost using the effective interest method. The carrying amounts are remeasured if there is a change in the following: future lease payments arising from a change in an index, or a rate used; residual guarantee; lease term; certainty of a purchase option and termination penalties. When a lease liability is remeasured, an adjustment is made to the corresponding right-of-use asset, or to profit or loss if the carrying amount of the right-of-use asset is fully written down.

#### **(u) Employee entitlements**

##### **Short-term employee benefits**

Liabilities for wages and salaries, including non-monetary benefits, annual leave and long service leave expected to be settled wholly within 12 months of the reporting date are measured at the amounts expected to be paid when the liabilities are settled.

##### **Defined contribution superannuation expense**

Contributions to defined contribution superannuation plans are expensed in the period in which they are incurred.

#### **(v) Investments in subsidiary undertakings**

Investments in subsidiary undertakings are accounted for at cost less, where appropriate, allowances for impairment.

#### **(w) Critical accounting estimates and judgements**

The preparation of the consolidated financial statements requires management to make judgements, estimates and assumptions concerning the future which impact the application of accounting policies and reported amounts of assets, liabilities, income, and expenses. The accounting estimates resulting from these judgements and assumptions seldom equal the actual results but are based on historical experiences and future expectations.

##### **(i) Share-based payment transaction:**

The Group measures the cost of equity-settled transactions with employees by reference to the fair value of the equity instruments at the date at which they are granted. The fair value is determined using either a Black-Scholes or binomial pricing models, using the assumptions detailed in note 22 Share-based payments in the notes to the financial statements.

**(ii) Impairment resulting from acquisition of Anodyne Electronics Manufacturing (AEM)**

Impairment of goodwill and intangible assets

An annual review is carried out (as set out in note 14 as to whether the current carrying value of goodwill is impaired. Detailed calculations are performed based on (i) discounting expected pre-tax cash flows of the relevant cash generating units and discounting these at an appropriate discount rate; and/or (ii) the comparison of carrying value to the net selling price of the cash generating unit; the determination of these factors require the exercise of judgement.

**(iii) Impairment of inter-company receivables**

The Company has intercompany loans to its subsidiary companies which are repayable on demand. As the subsidiaries did not have sufficient highly liquid resources to repay the loans at 30 June 2023, an expected credit loss provision is calculated under IFRS 9.

For Structural Monitoring Systems Canada Corporation, the calculation is based upon the expectation that AEM will trade profitably in the future and that this will allow it to repay the loans in time. Forecast cash flows under a range of possible outcomes are assessed to derive a probability-weighted value for the loan based upon the time taken to repay the outstanding amount in full. These calculations rely on management judgements as to the future cash flow forecasts and the probability weightings assigned.

As at 30 June 2023, there are no other critical accounting estimates and judgements contained in the financial report.

### **3. Segment information**

The Group has identified its operating segments based on the internal reports that are reviewed and used by the Board of Directors (chief operating decision makers) in assessing performance and determining the allocation of resources. The Group operates predominantly in two industries, being structural health monitoring (CVM™) and the design and manufacture of avionics and audio systems. A third segment refers to the intellectual property (CVM™ IP) held in another subsidiary of the Parent. Company overheads are recorded in the Parent entity operating in the structural health monitoring segment (CVM™).

The main geographic areas that the entity operates in are the USA, Canada and Europe. The Group has operations in Canada and Australia. The parent company is registered in the UK.

The following tables present revenue, expenditure and certain asset and liability information regarding geographical segments for the years ended 30 June 2023 and 30 June 2022:

**Notes to the financial statements**  
**30 June 2023**

<b>Year ended 30 June 2023</b>	<b>CVM™ IP \$000'</b>	<b>Avionics/ audio \$000'</b>	<b>CVM™ \$000'</b>	<b>Total \$000'</b>
<b>Revenue</b>				
Sale of goods	-	20,482	365	20,847
Rendering of services	-	1,534	-	1,534
Total sales revenue	-	22,016	365	22,381
Other income	-	248	-	248
FX gains/(losses)	9	18	(9)	18
Total segment revenue	9	22,282	356	22,647
<b>Sales revenue by customer location:</b>				
Australasia	-	6	-	6
Africa	-	39	-	39
Europe/UK	-	2,363	-	2,363
Asia/Middle East	-	261	-	261
Americas	-	19,347	365	19,712
Total sales revenue	-	22,016	365	22,381
<b>Result</b>				
EBITDA*	(311)	4,380	(4,343)	(274)
Depreciation and amortisation	-	(2,354)	-	(2,354)
Finance costs	-	(700)	(3)	(703)
Profit/(loss) before income tax expense	(311)	1,326	(4,346)	(3,331)
Income tax benefit	-	17	-	17
Profit/(loss) for the year	(311)	1,343	(4,346)	(3,314)
<b>Assets and liabilities</b>				
Segment assets - current	6	16,881	139	17,026
Segment assets - non-current	-	16,628	-	16,628
	6	33,509	139	33,654
Segment liabilities - current	167	8,564	625	9,356
Segment liabilities - non-current	-	9,391	-	9,391
	167	17,955	625	18,747
<b>Other segment information</b>				
Capital expenditure	-	315	-	315
Depreciation	-	1,611	1	1,612
Amortisation	-	742	-	742

**Notes to the financial statements**  
**30 June 2023**

<b>Year ended 30 June 2022</b>	<b>CVM™ IP \$000'</b>	<b>Avionics/ audio \$000'</b>	<b>CVM™ \$000'</b>	<b>Total \$000'</b>
<b>Revenue</b>				
Sale of goods	-	14,829	65	14,894
Rendering of services	-	807	-	807
Total sales revenue	-	15,636	65	15,701
Other income	-	471	2	473
FX gains/(losses)	(17)	147	7	137
Total segment revenue	(17)	16,254	74	16,311
<b>Sales revenue by customer location:</b>				
Africa	-	6	-	6
Europe	-	1,703	-	1,703
Asia/Middle East	-	125	-	125
Americas	-	13,802	65	13,867
Total sales revenue	-	15,636	65	15,701
<b>Result</b>				
EBITDA*	(1,768)	2,450	(2,778)	(2,096)
Depreciation and amortisation	-	(1,636)	(2)	(1,638)
Interest revenue	-	-	-	-
Finance costs	(46)	(349)	(5)	(400)
Profit/(loss) before income tax expense	(1,814)	465	(2,785)	(4,134)
Income tax expense	-	283	-	283
Loss for the year	(1,814)	748	(2,785)	(3,851)
<b>Assets and liabilities</b>				
Segment assets - current	919	16,666	250	17,835
Segment assets - non-current	-	17,653	1	17,654
	919	34,319	251	35,489
Segment liabilities - current	682	9,317	454	10,453
Segment liabilities - non-current	-	9,038	-	9,038
	682	18,355	454	19,491
<b>Other segment information</b>				
Capital expenditure	-	348	-	348
Depreciation	-	631	2	633
Amortisation	-	1,005	-	1,005

\*EBITDA is gross profit before income tax expense, depreciation, amortisation, finance income and finance costs



## Notes to the financial statements

### 30 June 2023

---

#### Major customers

During the year ended 30 June 2023 approximately \$9.36m (2022: \$7.54m) of the Group's sales revenue was derived from sales to a single US aircraft and parts company.

#### Revenue

In accordance with IFRS 15, the group's revenue of \$22.38m (2022: \$15.70m) is made up of revenue from customers only and does not include any other revenue. Goods and services are transferred at a point in time, not over time, as detailed in the group's revenue recognition policy.

The Group does not have any contract assets or contract liabilities at 30 June 2023 (\$nil at 30 June 2022) as the Group does not fulfil any of its performance obligations in advance of invoicing to its customer or bill in advance for work performed. The Group however does have contractual balances in the form of trade receivables.

The Group also does not have any contractual costs capitalised at 30 June 2023 (\$nil at 30 June 2022) or have any outstanding performance obligations at 30 June 2023 (\$nil at 30 June 2022).

## Notes to the financial statements

### 30 June 2023

#### 4. Income and expenses

Impairment charges relate to loans to subsidiary undertakings which are written down to the net asset values of those entities excluding the loans at the reporting date.

	Consolidated		Parent	
	2023 \$000'	2022 \$000'	2023 \$000'	2022 \$000'
<b>Income</b>				
<b>Other income</b>				
SRED Recovery	248	471	-	-
Management fees	-	-	410	323
Sub-lease income	-	2	-	2
	248	473	410	325
<b>Finance income/(costs)</b>				
Foreign exchange gains/(losses)	109	137	(9)	4
Interest and finance charges payable on borrowings	(286)	(251)	(2)	(5)
Interest on overdue payables	-	(46)	-	-
Interest and finance charges payable on lease liabilities	(417)	(103)	-	-
	(594)	(263)	(11)	(1)
<b>Analysis of expenses by nature</b>				
Employee remuneration (see note 5)	8,260	6,863	1,598	1,249
<b>Intangible assets</b>				
Amortisation of intangible assets	742	1,005	-	-
<b>Property, plant and equipment</b>				
Depreciation of plant and equipment	378	198	1	2
Depreciation of ROU assets	1,234	435	-	-
	1,612	633	1	2
Total depreciation and amortisation	2,354	1,638	1	2
Consumables and raw materials used	10,753	7,699	92	-
Provision for obsolescence	67	68	-	-
Freight	343	274	-	-
Auditor's remuneration (see note 28)	373	299	148	143
Impairment charges	-	-	150	1,814
Share-based payments expense (see note 22)	514	37	514	37
Research and development	465	643	-	-
Other costs of sales, distribution, and administration	2,581	3,312	1,543	844
	15,096	12,332	2,447	2,838

Impairment charges relate to loans to subsidiary undertakings which are written down to the net asset values of those entities excluding the loans at the reporting date.

## Notes to the financial statements

### 30 June 2023

#### 5. Employees and directors

The average number of employees and directors employed by the Group during the year was:

	Consolidated		Parent	
	2023	2022	2023	2022
	No.	No.	No.	No.
<b>Employee and directors' numbers</b>				
Production	66	63	-	-
Research	25	24	-	3
Selling and distribution	12	11	3	8
Administration (including directors)	18	16	9	11
	121	114	12	9

	Consolidated		Parent	
	2023	2022	2023	2022
	\$000'	\$000'	\$000'	\$000'
<b>Employee remuneration</b>				
Wages and salaries	7,356	6,222	1,594	1,249
Social security costs	530	370	-	-
Defined contribution costs	374	271	4	-
Total employee costs	8,260	6,863	1,598	1,249
Share-based payments	514	37	514	37
	8,774	6,900	2,112	1,286

#### Directors' remuneration

Directors' fees, comprising cash and superannuation of \$0.55m (2022: \$0.63m) are included in employee expenses in the Statement of profit and loss and other comprehensive income. Directors' share-based payments of \$0.19m (2022: \$nil) are included in share-based payments in the Statement of profit and loss and other comprehensive income. Refer to the Remuneration report in the Director's report for further details. This also includes details of the highest paid director.

## Notes to the financial statements

### 30 June 2023

#### 6. Income tax

	Consolidated		Parent	
	2023	2022	2023	2022
	\$000'	\$000'	\$000'	\$000'
<b>The major components of income tax benefit/(expense) for the years ended 30 June 2023 and 30 June 2022 are:</b>				
a) Income tax benefit/(expense)				
Current tax benefit/(expense)	-	64	-	-
Deferred tax benefit/(expense)	17	219	-	-
Income tax expense/(benefit) reported in statement of comprehensive income	17	283	-	-
<b>A reconciliation of income tax benefit/(expense) applicable to accounting loss before income tax at the statutory income tax rate to income tax expense at the effective income tax rate for the years ended 30 June 2023 and 30 June 2022 is as follows:</b>				
Loss before tax	(3,331)	(4,310)	(3,076)	(3,739)
Accounting loss before tax from continuing operations at the statutory income tax rate of 27.00% (2022: 27.00%)	(900)	(1,164)	(831)	(1,010)
Expenses/(income) not assessable for income tax purposes	535	610	642	434
Deferred tax benefit/(expense) not recognised	382	837	189	576
Income tax benefit/(expense) reported in statement of comprehensive income	17	283	-	-
<b>Deferred tax liabilities/(assets)</b>				
Deferred tax liabilities and assets are attributable to the following:				
Plant & equipment and Right of use assets	1,165	1,423	-	-
Deferred development costs	572	333	-	-
Lease liabilities	(2,145)	(2,397)	-	-
SR&ED Investment tax credits	(156)	(46)	-	-
Warranty provision	(23)	(36)	-	-
Intangible assets	1,021	1,198	-	-
Costs deductible over 5 years	13	3	13	3
Accrued expenses	(85)	216	56	38
Tax losses	14,023	13,450	3,707	3,475
Deferred tax assets not recognised	(13,943)	(13,806)	(3,776)	(3,516)
Deferred tax liabilities recognised	442	338	-	-

The Company and its subsidiaries are subject to the tax regime of the countries they operate in. Under UK and Australian tax regimes, tax losses can be carried forward indefinitely, subject to meeting certain requirements. Under the Canadian tax regime, non-capital losses can be carried forward for 20 years and carried back for up to 3 years.

Potential deferred tax assets attributable to tax losses have not been brought to account at 30 June 2023 because the

## Notes to the financial statements

### 30 June 2023

directors do not believe it is appropriate to regard realisation of the deferred tax assets as probable at this point in time. These benefits will only be obtained if:

- (i) The Group derives future assessable income of a nature and of an amount sufficient to enable the benefit from the deductions for the loss to be realised;
  - (ii) The Group continues to comply with conditions for deductibility imposed by law; and
- No changes in legislation adversely affect the Group in realising the benefit from the deductions for the loss.

<b>2023</b>	<b>Business combination</b>	<b>Tax losses</b>	<b>Other timing difference</b>	<b>Total</b>
	<b>\$000'</b>	<b>\$000'</b>	<b>\$000'</b>	<b>\$000'</b>
<b>Recognised deferred tax liabilities</b>				
Movement in deferred tax liabilities during the year:				
Brought forward	1,231	(133)	(760)	338
Restated 2022	(33)	(4)	156	119
Charge/(credit) to Statement of comprehensive income	(181)	144	20	(17)
Effect of fx on balances	4	2	(4)	2
Carried forward	1,021	9	(588)	442

<b>2022</b>	<b>Business combination</b>	<b>Tax losses</b>	<b>Other timing difference</b>	<b>Total</b>
	<b>\$000'</b>	<b>\$000'</b>	<b>\$000'</b>	<b>\$000'</b>
<b>Recognised deferred tax liabilities</b>				
Movement in deferred tax liabilities during the year:				
Brought forward	445	6	88	539
Charge/(credit) to Statement of comprehensive income	786	(139)	(867)	(220)
Effect of fx on balances	-	-	19	19
Carried forward	1,231	(133)	(760)	338

\*restated as a result of a portion of manufacturing overheads in 2022 and previous years which should have been capitalised to inventory were instead expensed.

## Notes to the financial statements

### 30 June 2023

#### 7. Earnings per share

Basic earnings per share amounts are calculated by dividing net loss for the year attributable to ordinary equity holders of the parent by the weighted average number of ordinary shares outstanding during the year.

The number of options at 30 June 2023 was 9,730,896 (2022: 2,730,896) and the number of performance rights at 30 June 2023 was 433,954 (2022: 430,608). Of those performance rights 133,954 were exercisable at 30 June 2023 but have been excluded from the diluted earnings per share calculation, together with the unlisted options, on the basis they are anti-dilutive.

The following reflects the income and share data used in the total operation's basic loss per share computations:

	Consolidated	
	2023 \$000'	2022 \$000'
Net loss attributable to equity holders from continuing operations	(3,314)	(3,851)
	<i>Number of shares</i>	<i>Number of shares</i>
Weighted average number of ordinary shares for basic loss per share	132,838,089	123,703,164
Weighted average number of ordinary shares for diluted loss per share	132,838,089	123,703,164

#### 8. Current assets – Trade receivables

	Consolidated		Parent	
	2023 \$000'	2022 \$000'	2023 \$000'	2022 \$000'
Trade receivables	1,981	3,042	-	5
	1,981	3,042	-	5

#### 9. Current assets – Inventory

	Consolidated		Parent	
	2023 \$000'	2022 \$000'	2023 \$000'	2022 \$000'
Raw materials	9,075	7,709	-	-
Work in progress	2,231	1,855	-	-
Finished goods	2,196	1,852	-	173
Provision for obsolescence	(33)	(84)	-	-
	13,469	11,332	-	173

#### 10. Current assets – Financial assets

	Consolidated		Parent	
	2023 \$000'	2022 \$000'	2023 \$000'	2022 \$000'
Term deposit investment	-	1,153	-	-
	-	1,153	-	-

**Notes to the financial statements**  
**30 June 2023**

**11. Current assets – Prepayments and other receivables**

	Consolidated		Parent	
	2023	2022	2023	2022
	\$000'	\$000'	\$000'	\$000'
Prepayments	286	291	80	34
Other receivable	152	8	-	-
GST receivable	177	206	53	38
	615	505	133	72

**12. Non-current assets – Property, plant and equipment**

Consolidated	Leasehold improvements	Plant and equipment	Total
	\$000'	\$000'	\$000'
Balance at 1 July 2022	1,103	630	1,733
Additions/(disposals)	12	303	315
Depreciation expense	(133)	(262)	(395)
Effect of FX movement on balances	(5)	(21)	(26)
Balance at 30 June 2023	977	650	1,627
Balance at 1 July 2021	48	396	444
Additions	1,116	393	1,509
Depreciation expense	(59)	(177)	(236)
Effect of FX movement on balances	(2)	18	16
Balance at 30 June 2022	1,103	630	1,733

**13. Non-current assets – Right-of-use assets**

Consolidated	Land and buildings	Equipment	Motor vehicle	Total
	\$000'	\$000'	\$000'	\$000'
Balance at 1 July 2022	6,118	2,653	1	8,772
Additions/(disposals)	-	-	-	-
Depreciation expense	(622)	(594)	(1)	(1,217)
Effect of FX movement on balances	13	(1)	-	12
Balance at 30 June 2023	5,509	2,058	-	7,567
Balance at 1 July 2021	248	118	7	373
Additions	6,106	2,644	-	8,750
Depreciation expense	(456)	(202)	(7)	(665)
Effect of FX movement on balances	220	93	1	314
Balance at 30 June 2022	6,118	2,653	1	8,772

## Notes to the financial statements

### 30 June 2023

The Group leases land and buildings for its offices and a manufacturing facility under a 10 year agreement.

The Group also leases manufacturing equipment, IT equipment and a motor vehicle under agreements of between 3 years and 5 years.

#### 14. Non-current assets – Intangible assets and goodwill

Reconciliations of the written down values at the beginning and end of the current financial year are set out below:

	Goodwill \$000'	Certifica- tions \$000'	Licence agreement \$000'	Technol- ogy \$000'	Eagle audio IP	Eagle audio customer relation- ships	Total \$000'
<b>Consolidated</b>							
Balance at 1 July 2022	1,613	124	11	2,098	3,082	221	7,149
Capitalised during the year	-	-	-	934	-	-	934
Amortisation expense	-	(122)	(11)	(230)	(327)	(52)	(742)
Effect of FX on balances	15	(2)	-	30	51	-	94
Balance at 30 June 2023	1,628	-	-	2,832	2,806	169	7,435

	Goodwill \$000'	Certifica- tions \$000'	Licence agreement \$000'	Technol- ogy \$000'	Eagle audio IP	Eagle audio customer relation- ships	Total \$000'
<b>Consolidated</b>							
Balance at 1 July 2021	1,454	354	32	1,878	-	-	3,718
Acquired during the year	66	-	-	-	3,203	256	3,525
Development expenses capitalised	-	-	-	565	-	-	565
Amortisation expense	-	(240)	(22)	(152)	(280)	(43)	(737)
Allocation of R&D tax offset	-	-	-	(287)	-	-	(287)
Effect of FX on balances	93	10	1	94	159	8	365
Balance at 30 June 2022	1,613	124	11	2,098	3,082	221	7,149



## Notes to the financial statements

### 30 June 2023

---

#### Intangible assets

##### Certifications

AEM possesses distinct aircraft manufacturing and maintenance certifications, which are requisite to the sale and maintenance of their products in key markets.

##### Licence agreement

AEM has a licence agreement in place with one of their key customers to be the producer and seller of certain aircraft instruments. This has identifiable cash flows in the form of future sales to aircraft manufacturing and maintenance providers who require these instruments.

##### Eagle audio

In September 2021 the Group acquired Canadian based business, Eagle Audio including the following intangible assets:

- Intellectual property comprising drawings and certifications, and
- Customer relationships

##### Amortisation

The amortisation period applied to the intangible assets are as follows:

Certifications – 5 years, remaining amortisation period is 2.5 years

Licence agreement – 5 years, remaining amortisation period is 2.5 years

Technology – 10 years, remaining amortisation period is 7.5 years

Intellectual property – 10 years, remaining amortisation period is 9.2 years

Customer relationships – 5 years, remaining amortisation period is 4.2 years

##### Impairment testing

Goodwill of \$1.61m acquired through business combinations has been allocated to the AEM cash generating unit (2022: \$1.61m).

The impairment test has been carried out using a discounted cash flow model covering a 5 year period. Cash flow projections are based on a budget for 2023/2024 and extrapolated for a further 4 years using a steady rate, together with a terminal value, approved by management. The principal assumptions made in determining the recoverable amount of goodwill as at 30 June 2023 include revenue growth of 21% per annum from 2024 and 14% from 2025 onwards, EBITDA margin of 17% from 2024 increasing to 19.1% by 2028 (2022: 17%) and a discount rate of 12.75% (2022: 15.3%).

If the revised estimated pre-tax discount rate applied to the discounted cash flows had been 5% less favourable in management's estimate the Group would need to reduce the carrying value of goodwill by \$nil (2022: \$nil).

If the EBITDA margin applied to the discounted cash flows had been 5% less favourable in management's estimate the Group would be to reduce the carrying value of goodwill by \$nil (2022: \$nil).

The same reduction of \$nil (2022: \$nil) applies if revenues had been 5% less favourable.

Management believes that other reasonable changes in the key assumptions on which the recoverable amount of AEM's division's goodwill is based would not cause the cash generating unit's carrying amount to exceed its recoverable amount.

Notes to the financial statements  
30 June 2023

15. Non-current assets/(liabilities) - Loans to subsidiaries

Company	Loans to subsidiary undertakings \$000'	Total \$000'
<b>Year ended 30 June 2023</b>		
<b>Cost</b>		
At 1 July 2022	25,282	25,282
Arising during the year	(652)	(652)
At 30 June 2023	24,630	24,630
<b>Impairment</b>		
At 1 July 2022	13,818	13,818
Impairment charge	150	150
	13,968	13,968
<b>Net carrying amount at 30 June 2023</b>	10,662	10,662
<b>Year ended 30 June 2022</b>		
<b>Cost</b>		
At 1 July 2021	21,948	21,948
Arising during the year	3,334	3,334
At 30 June 2022	25,282	25,282
<b>Impairment</b>		
At 1 July 2021	12,004	12,004
Impairment charge	1,814	1,814
	13,818	13,818
<b>Net carrying amount at 30 June 2022</b>	11,464	11,464
<b>Loans from subsidiary undertakings</b>		
Company	\$000'	Total \$000'
<b>Year ended 30 June 2023</b>		
<b>Cost</b>		
At 1 July 2022	298	298
Repaid during the year	(298)	(298)
<b>Net carrying amount at 30 June 2023</b>	-	-
<b>Year ended 30 June 2021</b>		
<b>Cost</b>		
At 1 July 2021	-	-
Received during the year	298	298
<b>Net carrying amount at 30 June 2022</b>	298	298

## Notes to the financial statements

### 30 June 2023

Loans to/from subsidiaries are unsecured, have no fixed date for repayment and attract no interest charge.

As the parent does not intend to call in the loans within the next 12 months the loans are classified as non-current assets

See Note 24 for further details on impairment of intercompany receivables. The consolidated financial statements include the financial statements of the Company and the subsidiaries listed in the following table:

	Country of Incorporation	Type of equity	% Equity Interest	
			2023	2022
Structural Monitoring Systems Limited  Registered office: Suite 116, 1 Kyle Way Claremont WA 6010 Australia	Australia	Ordinary share	100	100
Structural Monitoring Systems Canada Corp (SMSCC)  Registered office: Unit 100 - 966 Crowley Avenue Kelowna BC Canada	Canada	Ordinary share	100	100
Anodyne Electronics Manufacturing Corp (AEM)  Registered office: Unit 100 - 966 Crowley Avenue Kelowna BC Canada	Canada	Ordinary share	100	100

## 16. Current liabilities – Trade and other payables

	Consolidated		Parent	
	2023	2022	2023	2022
	\$000'	\$000'	\$000'	\$000'
Trade payables	2,524	2,108	272	306
Other payables	1,344	1,569	353	147
Taxes payable – HST, payroll tax	23	33	-	-
	<u>3,891</u>	<u>3,710</u>	<u>625</u>	<u>453</u>

Trade payables are non-interest bearing and are normally settled within 30 day terms. Other payables are non-interest bearing and have an average term of 61 days (2022: 56 days).

**Notes to the financial statements**  
**30 June 2023**

**17. Current/Non-current liabilities - Borrowings**

	Consolidated		Parent	
	2023	2022	2023	2022
	\$000'	\$000'	\$000'	\$000'
Credit card	-	102	-	-
Term loan	163	-	-	-
Line of credit - secured	4,059	5,359	-	-
	4,222	5,461	-	-
<b>Non-current</b>				
Term loan	1,196	-	-	-
	1,196	-	-	-

AEM has an operating line of credit of C\$3.75m secured at 7.80% variable with no maturity date and a 7 year term loan of C\$1.25m secured at 6.78% fixed for 3 years with a banking institution. The facilities are secured on trade receivables and inventory. At the date of this report C\$4.78m has been drawn on the facility. The facilities were transferred between banking institutions during the year.

**18. Current/Non-current liabilities - Lease liabilities**

	Consolidated		Parent	
	2023	2022	2023	2022
	\$000'	\$000'	\$000'	\$000'
Opening balance	9,850	338	-	-
Interest charged	307	124	-	-
Repayments made during the year	(1,327)	(468)	-	-
Lease finance purchases during the year	-	9,744	-	-
Effect of foreign exchange on balances	80	112	-	-
Closing balance	8,910	9,850	-	-
Split between:				
Current	1,157	1,150	-	-
Non-current	7,753	8,700	-	-
	8,910	9,850	-	-

**19. Current liabilities – Provisions**

	Consolidated		Parent	
	2023	2022	2023	2022
	\$000'	\$000'	\$000'	\$000'
Provision for warranties	86	132	-	-

**Notes to the financial statements**  
**30 June 2023**

**20. (a) Reconciliation of the net loss before tax to the net cash provided by/(used in) operating activities before tax paid**

	Consolidated		Parent	
	2023	2022	2023	2022
	\$000'	\$000'	\$000'	\$000'
Loss before tax for the year	(3,331)	(4,310)	(3,076)	(3,738)
<i>Adjustments for:</i>				
Share based payments	514	37	514	37
Expenses settled through equity instruments	-	69	-	69
Depreciation and amortisation	2,354	1,638	1	2
Inventories obsolescence	-	65	-	-
SRED recovery	-	(470)	-	-
Impairment of investments in subsidiaries	-	-	150	1,814
<i>Changes in assets and liabilities</i>				
Trade receivables	1,061	(696)	5	-
Prepayments and other receivables	(110)	187	(61)	(50)
Inventory	(2,137)	(3,010)	172	(37)
Trade and other payables	181	1,865	171	20
Provisions	(46)	6	-	--
Net cash provided by/(used in) operating activities	(1,514)	(4,619)	(2,124)	(1,883)

**20. (b) Cash and cash equivalents**

	Consolidated		Parent	
	2023	2022	2023	2022
	\$000'	\$000'	\$000'	\$000'
Cash at bank	960	1,802	6	-
Cash on hand	1	1	-	-
	961	1,803	6	-

**21. Employee benefits**

**(a) Employees incentive plan**

On 25 January 2022 shareholders approved the employee incentive plan (EIP) for the granting of non-transferable shares or performance rights (PRs) to directors, employees and relevant contractors with more than six months' service at the grant date. The shares vest immediately and the PRs vest upon the satisfaction of the relevant performance hurdles within 3 years of issue. Under the plan shares will be offered at a 12.5% discount to the lowest 5 day VWAP (calculated by taking the lowest 5 daily share price VWAPs for that quarter – and taking the average). During the year no shares were issued to employees under the plan (2022: nil shares).

## Notes to the financial statements

### 30 June 2023

#### (b) Pensions and other post-employment benefit plans

AEM maintains a defined contribution pension plan for its' employees. AEM contributes 5% of salary to the Plan. Employees must be employed with the company for 12 months before they are entitled to the benefit. There are currently 84 employees participating in the plan. Contributions are paid monthly and recognised in the Statement of comprehensive income totalling \$0.36m (2022: \$0.40m). Contributions of \$nil (2022: \$nil) are outstanding at 30 June 2023.

## 22. Share-based payments

The share-based payment expense for the year is as follows:

	Consolidated		Parent	
	2023	2022	2023	2022
	\$000'	\$000'	\$000'	\$000'
Issue of performance rights to directors and executives	-	23	-	23
Issue of options to directors and executives	185	-	185	-
Issue of CDIs to eligible staff under EIP	238	-	238	-
Issue of performance rights to other consultants	-	14	-	14
Issue of performance rights to eligible staff under EIP	91	-	91	-
	514	37	514	37

#### Options over Chess Depositary Interests (Options) - Directors

During the year 1,500,000 Options were issued to the Executive Chairman, Ross Love as part of his employment agreement. The options were granted 28 September 2022 and approved by shareholders at the AGM held on 15 November 2022. The options vested 6 months after the commencement date of Mr Love's employment, 13 January 2023 and expire 14 December 2025.

The expense recognised during the year on those options was \$0.185 million.

The options terms and conditions are set out below:

	No. options	Exercise price \$	Fair value \$
Tranche 1	500,000	0.59	80,047
Tranche 2	500,000	0.90	58,999
Tranche 3	500,000	1.20	46,049

The inputs to the valuation of options granted during the year were:

Share price at grant date	\$0.46
Risk free interest rate	3.25%
Expected life of options	3 years
Dividend yield	0%
Volatility	94%

The valuation of options granted was determined using the Monte Carlo Simulation model. The expected life of the options is based on historical data and is not necessarily indicative of exercise patterns that may occur. The expected volatility reflects the assumption that the historical volatility is indicative of future trends, which may also not necessarily be the actual outcome. No other features of options granted were incorporated into the measurement of fair value.

## Notes to the financial statements

### 30 June 2023

#### Chess Depositary Interests (CDIs) - Staff

On 27 September 2022 the Company issued 300,000 CDIs to an employee of the company as part of his remuneration agreement. The fair value of those CDIs was determined by the closing share price of \$0.38 on the grant date of 8 September 2022. The shares are escrowed for 12 months from the date of issue.

A further 325,000 CDIs are due to staff members under the terms of the contracts of employment and are held in the share based payments reserve pending issue. The fair value of those CDIs was also determined by the closing share price of \$0.38 on the grant date of 8 September 2022. The shares are subject to continuing employment with the Company until 30 June 2024 and escrowed for 12 months.

#### Performance rights (PRs) – Staff

On 24 October 2022 the Company issued 350,000 PRs to employees of the company as part of their remuneration agreements. The fair value of those PRs was determined by the closing share price of \$0.38 on the grant date of 8 September 2022 and a probability of achieving vesting conditions as estimated by management. Those hurdles and probability estimates are set out below:

	No. PRs	Performance conditions	Management estimate of probability of satisfying conditions	End date
Tranche 1	300,000	Sale of 600 CVM™ sensors and related equipment	80%	31 December 2024
Tranche 2	50,000	Achievement of FAA approval for using CVM™ technology for the aft pressure bulkhead	80%	30 June 2023

Tranche 2 expired on 30 June 2023 as the performance condition was not met by the end date.

The fair value of Tranche 1 PRs is \$0.091m.

The number of performance rights that were outstanding, their weighted average exercise price and their movement during the year is as follows:

			Weighted ave ex price	
	2023	2022	2023	2022
	No.	No.	\$	\$
At 1 July	430,608	1,692,264	0.96	0.51
Granted	350,000	180,921	-	-
Exercised	(146,654)	(1,292,577)	-	-
Expired	(200,000)	(150,000)	(2.06)	(3.00)
At 30 June	433,954	430,608	-	0.96
Exercisable at 30 June	433,954	280,608	-	-

The weighted average contractual term remaining on performance rights outstanding at 30 June 2023 is 18 months (2022: 14 months).

## Notes to the financial statements

### 30 June 2023

The outstanding number of performance rights at 30 June 2023 and 30 June 2022 was as follows:

Exercise price \$	Grant date	Expiry date	2023 No.	2022 No.
\$0.001	27 September 2022	31 December 2024	300,000	-
\$0.001	18 February 2021	18 February 2024	30,000	30,000
\$0.001	21 January 2021	21 January 2024	103,954	250,608
\$2.00	12 December 2019	12 December 2022	-	50,000
\$2.75	12 December 2019	12 December 2022	-	50,000
\$3.50	12 December 2019	12 December 2022	-	50,000
			433,954	430,608

#### Terms of Performance Rights

1. The Performance Rights are non-transferable.
2. The Performance Rights do not confer any entitlement to attend or vote at meetings of the Company, to dividends, to participation in new issues of securities or entitlement to participate in any return of capital.
3. The Performance Rights vest upon the satisfaction of the relevant performance hurdle within 3 years of the issue of the Performance Rights and at the election of the holder.
4. The Performance Rights lapse if the performance hurdle is not satisfied or the election to convert is not given by the holder within 3 years of the issue of the Performance Rights except as otherwise provided for in the terms and conditions of the Plan.
5. Upon vesting, one ordinary share will be issued for every one Performance Right on the payment of the par value of the ordinary share, being £0.0005 pence per share by the holder. The Shares will rank equally in all respects within the existing shares on issue.
6. In the event of any reconstruction (including consolidation, sub-division, reduction or return) of the issued capital of the Company prior to the vesting date, the number of Performance Rights, the share prices relevant to the performance hurdles and any exercise price may be reconstructed in accordance with the terms and conditions of the Plan.

## 23. Issued capital and reserves

	Consolidated		Parent	
	2023 \$000'	2022 \$000'	2023 \$000'	2022 \$000'
<b>Chess depositary interests</b>				
On issue 134,179,803, (2022: 128,233,149)				
Issued and fully paid	31,959	31,954	31,959	31,954
Total issued and fully paid	31,959	31,954	31,959	31,954



## Notes to the financial statements

### 30 June 2023

	Shares on issue (No.)	\$000'
<b>Movement in chess depositary interests (CDIs) in issue</b>		
<b>At 30 June 2021</b>	121,479,031	31,949
Issued on 1 July 2021 – conversion of PRs	324,931	-
Issued on 3 November 2021 – conversion of PRs	574,717	-
Issued on 8 November 2021 – conversion of PRs	392,929	-
Issued on 6 April 2022 – CDIs issued for cash	5,461,541	5
<b>At 30 June 2022</b>	128,233,149	31,954
Issued on 20 September 2022 – CDIs issued for cash	5,500,000	5
Issued on 20 September 2022 – conversion of PRs	146,654	-
Issued on 27 September 2022 – CDIs issued for staff member	300,000	-
<b>At 30 June 2023</b>	134,179,803	31,959

#### Chess Depositary Interests (CDIs)

CDIs entitle the holder to participate in dividends and the proceeds on the winding up of the company in proportion to the number of and amounts paid on the shares held. The fully paid ordinary shares have no par value and the company does not have a limited amount of authorised capital.

On a show of hands every member present at a meeting in person or by proxy shall have one vote and upon a poll each share shall have one vote.

	Consolidated		Parent	
	2023 \$000'	2022 \$000'	2023 \$000'	2022 \$000'
<b>Share Premium Reserve</b>				
Share Premium Reserve	43,210	41,327	43,210	41,327

**Notes to the financial statements**  
**30 June 2023**

	Shares on issue (No.)	\$000'
<b>Movement in ordinary shares in issue</b>		
<b>At 1 July 2021</b>	121,479,031	36,492
Issued on 1 July 2021 – conversion of PRs	324,931	-
Issued on 3 November 2021 – conversion of PRs	574,717	-
Issued on 8 November 2021 – conversion of PRs	392,929	-
Issued on 6 April 2022 – CDIs issued for cash	5,461,541	4,911
Share issue costs		(76)
<b>At 30 June 2022</b>	128,233,149	41,327
Issued on 20 September 2022 – CDIs issued for cash	5,500,000	1,920
Issued on 20 September 2022 – conversion of PRs	146,654	-
Issued on 27 September 2022 – CDIs issued to staff member	300,000	113
Share issue costs		(150)
<b>At 30 June 2023</b>	134,179,803	43,210

	Consolidated		Parent	
	2023	2022 (Restated)	2023	2022
	\$000'	\$000'	\$000'	\$000'
<b>Other Reserves</b>				
Foreign currency translation reserve	(1,308)	(1,243)	(2,271)	(2,271)
Share-based payment reserve	999	749	999	749
	(309)	(494)	(1,272)	(1,522)

	Performance rights on issue (PRs)	\$000'
<b>Share-based payment reserve</b>		
<b>Outstanding at 30 June 2021</b>	1,692,264	643
PRs granted during prior years	-	23
PRs granted during the year in lieu of fees	180,921	83
PRs converted during the year	(1,292,577)	-
PRs expired during the year	(150,000)	-
<b>Outstanding at 30 June 2022</b>	430,608	749
CDIs held in reserve pending issue	-	124
Options granted during the year	-	185
PRs granted during the year	300,000	91
PRs converted during the year	(146,654)	(68)
PRs expired during the year	(150,000)	(82)
<b>Outstanding at 30 June 2023</b>	433,954	999

## Notes to the financial statements

### 30 June 2023

---

#### Nature and purpose of reserves

##### Share premium reserve

The share premium reserve is used to record increments in the value of share issues when the issue price per share is greater than the par value. The par value of shares is currently £0.0005 (2022: £0.0005). Costs of the issues are written off against the reserve.

##### Share-based payment reserve

The share-based payment reserve is used to record the value of equity benefits provided to employees and directors as part of their remuneration, or to other parties in lieu of cash compensation.

##### Foreign currency translation reserve

The foreign currency translation reserve is used to record exchange differences arising from the translation of the financial statements of the company.

Reserves classified on the face of the consolidated statement of financial position as retained earnings represent accumulated earnings and are distributable. All the other reserves are non-distributable.

## 24. Financial risk management objective and policies

### Financial risk management

#### Overview

The Company and Group have exposure to the following risks from their use of financial instruments:

- Market risk, including foreign currency risk, price risk and interest rate risk
- Credit and cashflow risk
- Liquidity risk

This note presents information about the Company's and Group's exposure to each of the above risks, their objectives, policies, and processes for measuring and managing risk, and the management of capital.

The Board of Directors has overall responsibility for the establishment and oversight of the risk management framework.

Risk management policies are established to identify and analyse the risks faced by the Company and Group, to set appropriate risk limits and controls, and to monitor risks and adherence to limits. Risk management policies and systems are reviewed regularly to reflect changes in market conditions and the Company's and Group's activities.

The Board of Directors oversees how management monitors compliance with the Company's and Group's risk management policies and procedures and reviews the adequacy of the risk management framework in relation to the risks faced by the Company and Group.

The Company and the Group's principal financial instruments are cash, receivables, borrowings and payables. The financial assets are categorised as loans and receivables measured at amortised cost and the financial liabilities are categorised as other financial liabilities measured at amortised cost.

#### Interest rate risk

Interest rate risk is the risk that the value of a financial instrument or cash flows associated with the instrument will fluctuate due to changes in market interest rates. Interest rate risk arises from fluctuations in interest bearing financial assets and liabilities that the group uses.

## Notes to the financial statements

### 30 June 2023

Interest bearing assets comprise cash and cash equivalents which are considered to be short-term liquid assets. It is the Group's policy to settle trade payables within the credit terms allowed and therefore not incur interest on overdue balances.

Interest bearing liabilities include a bank overdraft facility secured on trade receivables and inventory and lease finance on plant and equipment.

Cash flow sensitivity analysis for variable rate instruments

A change of 100 basis points in interest rates at the reporting date would have increased / (decreased) equity and profit or loss by the amounts shown below. The analysis is performed on the same basis as 2022.

	Carrying value at year end \$000'	Profit or loss		Equity	
		100bp increase \$000'	100bp decrease \$000'	100bp increase \$000'	100bp decrease \$000'
<b>Consolidated - 30 June 2023</b>					
Cash and cash equivalents	961	10	(10)	10	(10)
Borrowings	(4,222)	(42)	42	(42)	42
		(32)	32	(32)	32
<b>Consolidated - 30 June 2022</b>					
Cash and cash equivalents	1,803	18	(18)	18	(18)
Borrowings	(5,461)	(55)	55	(55)	55
		(37)	37	(37)	37

#### Credit and cash flow risk

Credit and cash flow risk is the risk of financial loss to the Group if a customer or counterparty to a financial instrument fails to meet its contractual obligations and arises principally from the Group's receivables from customers.

The Group trades only with recognised, creditworthy third parties. In addition, receivable balances are monitored on an ongoing basis with the result that the Group's exposure to bad debts is not significant.

With respect to credit and cash flow risk arising from the other financial assets of the Group, which comprise cash and cash equivalents and term deposits, the Group's exposure to credit and cash flow risk arises from default of the counter party, with a maximum exposure equal to the carrying amount of these instruments. This risk is minimised by reviewing term deposit accounts from time to time with approved banks of a sufficient Fitch Ratings credit rating of at least A-, Moody's credit rating of at least A2, and Standard & Poor's credit rating of at least A-. Other than a 1 year term deposit placed as security for its working capital facility which was repaid during the year, the Group does not place funds on terms longer than 30 days and has the facility to place the deposit funds with more than one bank. The Group does not hold collateral as security for any of its' receivables.

The Company has exposure to credit and cashflow risk arising from the making of loans to subsidiaries. The loans carry no interest rate or date for repayment. Loans are impaired to the carrying value of the subsidiary's' assets.

The Group and Company undertake the following procedures to determine whether there has been a significant increase in the credit risk of its other receivables, including group balances, since their initial recognition. Where these procedures identify a significant increase in credit risk, the loss allowance is measured based on the risk of a default occurring over the expected life of the instrument rather than considering only the default events expected within 12 months of the year-end.

The Group and Company have not determined that credit loss has increased during the year in respect of the Group's trade receivables.

## Notes to the financial statements

### 30 June 2023

#### Exposure to credit and cash flow risk

The carrying amount of the Group's financial assets and liabilities represents the maximum credit exposure. The Group's maximum exposure to credit and cash flow risk at the reporting date was:

	Consolidated		Parent	
	Carrying amount		Carrying amount	
	2023	2022	2023	2022
	\$000'	\$000'	\$000'	\$000'
Cash and cash equivalents	961	1,803	6	-
Trade receivables	1,981	3,042	-	5
Loans to subsidiaries	-	-	10,662	11,464
	2,942	4,845	10,668	11,469

The Group's maximum exposure to credit and cash flow risk for trade receivables and cash and cash equivalents at the reporting date by geographic region was:

	Consolidated		Parent	
	Carrying amount		Carrying amount	
	2023	2022	2023	2022
	\$000'	\$000'	\$000'	\$000'
Americas	2,931	3,929	10,662	11,469
Australasia	11	916	6	-
	2,942	4,845	10,668	11,469

Trade receivables at 30 June 2023 represent 32 debtors' days (2022: 59 debtor days).

There were no trade receivables impairment losses at 30 June 2023 (2022: \$nil).

#### Impairment of company receivables from subsidiaries

The Company's group receivables represent trading balances and loan amounts advanced to other group companies with no fixed repayment dates. Under IFRS 9 the fair value of this intercompany receivable is repayable on demand to the company.

The Company was due the following amounts as at 30 June 2023 before the recognition of any impairment loss provisions:

	SMS Ltd	SMSCC	Total
	\$000'	\$000'	\$000'
Gross	13,968	10,662	24,630
Impairment	(13,968)	-	(13,968)
Carrying value at 30 June 2023	-	10,662	10,662

In respect of the balance due from Structural Monitoring Systems Limited (SMS Ltd), the Company did not have sufficient liquid resources at 30 June 2023 to repay the loan in full. An impairment loss provision has been recognised to the extent the carrying value at 30 June 2023 is covered by the recovery of net assets in the balance sheet of SMS Ltd. This has been measured based on lifetime expected credit losses on the basis that credit risk has increased since initial recognition.

## Notes to the financial statements

### 30 June 2023

In respect of the balance due from Structural Monitoring Systems Canada Corporation (SMSCC), the Company did not have sufficient liquid resources at 30 June 2023 to repay the loan in full. However, on the basis that there has been no significant increase in credit risk and the balance is expected to be recovered by the subsidiary's trading, no impairment loss provision has been recognised on the basis that any impairment loss provision would be immaterial (2022: \$nil). This has been measured based on 12 month expected credit losses.

#### Credit risk

The measurement of impairment losses depends on whether the financial asset is "performing", "underperforming" or "non-performing" based on the company's assessment of increases in the credit risk of the financial asset since its initial recognition and any events that have occurred before the year-end which have a detrimental impact on cash flows.

The financial asset moves from "performing" to "underperforming" when the increase in credit risk since initial recognition becomes significant.

In assessing whether credit risk has increased significantly, the company compares the risk of default at the year-end with the risk of a default when the investment was originally recognised using reasonable and supportable past and forward-looking information that is available without undue cost.

The risk of a default occurring takes into consideration default events that are possible within 12 months of the year-end ("the 12 month expected credit losses") for "performing financial assets, and all possible default events over the expected life of those receivables("the lifetime expected credit losses") for "underperforming" financial assets.

#### Liquidity risk

Liquidity risk is the risk that the Group will not be able to meet its financial obligations as they fall due. The Group's approach to managing liquidity is to ensure, as far as possible, that it will always have sufficient liquidity to meet its liabilities when due, under both normal and stressed conditions, without incurring unacceptable losses or risking damage to the Group's reputation.

The following are the contractual maturities of financial liabilities:

	Carrying amount \$000'	Contractual cash flows \$000'	1 year or less \$000'	More than 1 year \$000'
<b>Consolidated - 30 June 2023</b>				
Trade and other payables	(3,861)	(3,861)	(3,861)	-
Borrowings*	(5,418)	(5,418)	(4,222)	(1,196)
Lease liabilities	(8,910)	(8,910)	(1,210)	(7,700)
	(18,189)	(18,189)	(9,293)	(8,896)
<b>Consolidated - 30 June 2022</b>				
Trade and other payables	(3,677)	(3,677)	(3,677)	-
Borrowings*	(5,461)	(5,461)	(5,461)	-
Lease liabilities	(9,850)	(9,850)	(1,150)	(8,700)
	(18,988)	(18,988)	(10,288)	(8,700)

\*Although classed as payable within 1 year or less, the CAD\$3.75m line of credit facility is expected to continue beyond FY2024.

## Notes to the financial statements

### 30 June 2023

The carrying amount of financial assets and financial liabilities at amortised cost recorded by category is as follows:

	Consolidated		Parent	
	Carrying amount		Carrying amount	
	2023	2022	2023	2022
	\$000'	\$000'	\$000'	\$000'
<b>Financial assets measured at amortised cost</b>				
Cash and cash equivalents	961	1,803	6	-
Trade receivables	1,981	3,042	-	5
Loans to subsidiary undertakings	-	-	10,662	11,464
	2,942	4,845	10,668	11,469
<b>Financial liabilities measured at amortised costs</b>				
Borrowings	5,418	5,461	-	-
Trade and other payables	3,891	3,677	617	453
Lease liabilities	8,910	9,850	-	-
Loans from subsidiary undertakings	-	-	-	298
	18,219	18,987	617	751

#### Foreign currency risk

The Group undertakes sales and purchases that are denominated in foreign currency and is exposed to foreign currency risk through foreign exchange rate fluctuations in the US dollar, Canadian dollar, the Euro and the British pound.

#### Exposure to currency risk

The Group's exposure to foreign currency risk at reporting date was as follows, based on notional amounts:

<b>30 June 2023</b>					
	AUD 000'	CAD 000'	USD 000'	GBP 000'	Total 000'
In AUD					
Cash	9	82	870	-	961
Trade receivables	-	272	1,709	-	1,981
Trade and other payables	(675)	(1,802)	(1,344)	(70)	(3,891)
Borrowings	-	(5,418)	-	-	(5,418)
	(666)	(6,866)	1,235	(70)	(6,367)

<b>30 June 2022</b>					
	AUD 000'	CAD 000'	USD 000'	GBP 000'	Total 000'
In AUD					
Cash	843	1	959	-	1,803
Trade receivables	6	350	2,686	-	3,042
Trade and other payables	(1,033)	(411)	(2,189)	(44)	(3,677)
Borrowings	-	(5,411)	(50)	-	(5,461)
	(184)	(5,471)	1,406	(44)	(4,293)

The Group had net assets denominated in foreign currencies of \$14.63m as at 30 June 2023 (2022: (restated): net assets of \$16.04m). Based on this exposure, had the Australian dollar weakened by 10%/strengthened by 5% (2022: weakened by 10%/strengthened by 5%) against these foreign currencies with all other variables held constant, the Group's loss before tax for the year would have been \$1.46m lower/\$0.73m higher (2022: \$1.60m lower/\$0.80m higher).

## Notes to the financial statements

### 30 June 2023

The Board regularly monitors the Group's exposure to foreign exchange fluctuations.

The following significant exchange rates applied during the year:

	Average rate		Reporting date spot rate	
	2023	2022	2023	2022
AUD:CAD	0.9011	0.9184	0.8823	0.8885
AUD:USD	0.6630	0.7258	0.6734	0.6889

#### Capital risk management

The Company and the Group's objectives when managing capital are to safeguard the Company and the Group's ability to continue as a going concern in order to provide returns for shareholders and benefits for other stakeholders and to maintain an optimal capital structure to reduce the cost of capital. The management of the Company and the Group's capital is performed by the Board.

Given the level of operations of the Group, the Board has a secured operating line of credit of C\$3.75m and a 7 year term loan of C\$1.25m. The facility was utilised in 2021 to finance the acquisition of Eagle Audio (C\$4.28m) and provide working capital. The Board regularly monitors, liquidity, exchange rates, cash flow and financial assets and liabilities balances by means of financial reports and cashflow forecasting. The Company also has a history of successfully raising capital through the issue of shares to fund its activities.

None of the Group's entities are subject to externally imposed capital requirements.

## 25. Commitments and contingencies

At the reporting date there are no changes to commitments or contingent liabilities.

## 26. Related party disclosure

The consolidated financial statements include the financial statements of Structural Monitoring Systems Plc and the subsidiaries listed in the following table.

	Country of incorporation	% Equity interest	
		2023	2022
Structural Monitoring Systems Ltd	Australia	100	100
Structural Monitoring Systems Canada Corp (SMSCC)	Canada	100	100
Anodyne Electronics Manufacturing Corp (AEM)	Canada	100	100

Structural Monitoring Systems Plc is the ultimate parent entity and is incorporated in the United Kingdom. The Company carries on the business of developing the Group's structural health monitoring technology.

Structural Monitoring Systems Limited is a subsidiary of the Group and is incorporated in Australia. It is the owner of the intellectual property pertaining to the structural health monitoring technology.

SMSCC was incorporated on 24 October 2017.

Anodyne Electronics Manufacturing Corporation (AEM) was acquired by SMSCC on 8 December 2017 for a consideration of \$10,998,750. Remuneration paid to the directors and executives, who are considered key management personnel, for the year is disclosed in the remuneration report in the Directors' Report.

The share-based payments charge for directors and executives for the year was \$0.185m (2022: \$nil).



## Notes to the financial statements

### 30 June 2023

The following are the amounts due to key management personnel at the reporting date:

	2023 \$000'	2022 \$000'
Due to Director – Ross Love	117	-
Due to director – Brian Wall	19	2
Due to Director – Miro Miletic	19	-
Due to Director – Heinrich Loechteken	6	-
Due to executive – Gary Elwell	33	-

During the year Mac Equity Partners Pty Ltd, an entity related to Bryant MacLarty who resigned as Director on 15 November 2022, charged \$12,106 plus GST for office space and \$30,000 plus GST for corporate advisory services.

The terms and conditions of the transactions with key management personnel and their related parties were no more favourable than those available, or which might reasonably be expected to be available, on similar transactions to non-key management personnel related entities on an arm's length basis.

## 27. Events after the balance sheet date

No matters or circumstances have arisen since the end of the financial year which significantly affected or may significantly affect the operations of the Group, the results of those operations, or the state of affairs of the Group in future financial years.

## 28. Auditors' remuneration

Details of the amounts paid to the auditor of the Company, Jeffreys Henry Audit Limited, and other auditors for audit and non-audit services provided during the year are set out below.

	Consolidated		Parent	
	2023 \$000'	2022 \$000'	2023 \$000'	2022 \$000'
Fees payable to Gerald Edelman LLP (2022: Gravita Audit Limited (formerly Jeffreys Henry Audit Limited) and its Component in respect of both audit and non-audit services are as follows:				
Audit services – statutory audit of parent and consolidated accounts fees payable to the company's auditors for the audit of the company's annual accounts	148	143	148	143
Audit of the accounts of subsidiaries	192	156	-	-
<b>Other services</b>				
Audit-related assurance services	33	-	-	-
	373	299	148	143

## Independent auditor's report to the members of Structural Monitoring Systems PLC For the year ended 30 June 2023

---

### Opinion

We have audited the consolidated financial statements of Structural Monitoring Systems PLC (the "Parent Company") and its subsidiaries (the "Group"), for the year ended 30 June 2023, which comprise the consolidated and parent company statements of comprehensive income, the consolidated and parent company statements of financial position, the consolidated and parent company statements of changes in equity, the consolidated and parent company statements of cash flows and notes to the financial statements, including a summary of significant accounting policies. The financial reporting framework that has been applied in their preparation is applicable law and UK adopted International Accounting Standards (IFRS).

In our opinion:

- the financial statements give a true and fair view of the state of the group's and of the parent company's affairs as at 30 June 2023 and of the group's and parent company's loss for the year then ended;
- the group and parent company financial statements have been properly prepared in accordance with UK adopted International Accounting Standards;
- the financial statements have been prepared in accordance with the requirements of the Companies Act 2006.

### Basis for opinion

We conducted our audit in accordance with International Standards on Auditing (UK) (ISAs (UK)) and applicable law. Our responsibilities under those standards are further described in the Auditor's responsibilities for the audit of the financial statements section of our report. We are independent of the group and parent company in accordance with the ethical requirements that are relevant to our audit of the financial statements in the UK, including the FRC's Ethical Standard as applied to listed entities, and we have fulfilled our other ethical responsibilities in accordance with these requirements.

We believe that the audit evidence we have obtained is sufficient and appropriate to provide a basis for our opinion.

### Material uncertainty related to going concern

In auditing the financial statements, we have concluded that the director's use of the going concern basis of accounting in the preparation of the financial statements is appropriate.

We draw attention to note 2 in the financial statements, which indicates that the ongoing impact of current economic, operating and trading conditions and the group's ability to obtain further financing may affect the future prospects and trading activities of the group.

The Group forecasts includes deferment of Key Management Personnel fees, potential credit facility of CAD 1m from RBC and additional equity funding requirements upon which the Group is dependent. The directors are satisfied that these funding requirements will be met. These events or conditions, along with the business risks and uncertainties and other matters as set out in note 2 indicate that a material uncertainty exists that may cast significant doubt on the Group's ability to continue as a going concern. Our opinion is not modified in respect of this matter.

## Independent auditor's report to the members of Structural Monitoring Systems PLC

### For the year ended 30 June 2023

---

The existence of a material uncertainty related to going concern requires significant judgement when developing future plans in respect of the cash flow forecast and in determining compliance with the loan covenants.

Management performed an assessment in relation to the group's ability to continue as a going concern and the assessment comprises a base case scenario that includes a reasonable worst-case scenario. The overall assessment includes key assumptions considered by management that required significant judgement in relation to the estimation of future revenues.

We assessed the significant judgements made by the management in relation to the stress test to ensure that these are adequately considered and in line with current events and trading performance.

We performed the following audit procedures to assess the management's judgements, key assumptions and entity's ability to continue as a going concern:

- Liaising with management and discussing their going concern assessment, including their view and perspective regarding the firm's ability to continue as a going concern.
- Reviewing and assessing the reliability of the forecast to ensure its accuracy and performing arithmetical checks.
- Reviewing the past forecast with the actual results to determine if the prior year's estimates were adequately considered and whether management's historical approach in terms of the key assumptions was appropriate.
- Reviewing the forecast in line with the potential impact of slowdown in its trading activities
- Assessing the worst-case scenario considered by management in line with the key assumptions involved and other relevant events to determine the potential impact that these may have in respect of the current covenants related to the external borrowing facilities.
- Assessing the covenants attached to the external borrowing facilities and challenging management's approach and assessment of any potential breaches of covenants during the subsequent period.
- Reviewing the subsequent trading activities and performance in line with the covenants attached to the external borrowing facilities.
- Reviewing the recent past track record in raising equity funding and any factors that may indicate that this may be impacted by market conditions.
- Assessing the relevant disclosures within the annual report in line with the management's assessment and other related aspects considered.

Our responsibilities and the responsibilities of the directors with respect to going concern are described in the relevant sections of this report.

#### Key audit matters

Key audit matters are those matters that, in our professional judgment, were of most significance in our audit of the financial statements of the current period and include the most significant assessed risks of material misstatement (whether or not due to fraud) that we identified, including those which had the greatest effect on: the overall audit strategy, the allocation of resources in the audit; and directing the efforts of the engagement team. These matters were addressed in the context of our audit of the financial statements as a whole, and in forming our opinion thereon, and we do not provide a separate opinion on these matters. This is not a complete list of all risks identified by our audit.

**Independent auditor's report to the members of Structural Monitoring Systems PLC**  
**For the year ended 30 June 2023**

As there is a material uncertainty for the going concern assumption, this key audit matter has not been included within this key audit matters section. This is in accordance with the guidance set out within ISA (UK) 705.

<b>Key audit matter</b>	<b>How our audit addressed the key audit matter</b>
<p><b>Revenue recognition</b></p> <p>Total consolidated revenue of the financial year amounted to AUD 22.38 million (2022: AUD 15.70 million). The Group’s revenue relates to the sale of avionic products and the provision of contract electronics manufacturing services to the aviation industry.</p> <p>In line with IFRS 15, the Group recognises revenue when a performance obligation is satisfied either by transferring control over a promised good for sales of products or over time as the services are rendered based on a fixed price for revenue from a contract to provide services.</p> <p>We consider revenue recognition to be a key audit matter due to the related fraud risk and due to revenue being a key performance indicator and therefore in internal and external stakeholders’ focus. Consequently, there might be pressure to achieve forecasted results.</p>	<p>We planned audit procedure and reviewed work undertaken by the component auditors in relation to revenue, please see below summary of work performed by us and component auditors.</p> <ul style="list-style-type: none"> <li>• Reviewed inquiries made by the component auditors with the management regarding significant new contracts and relevant changes in existing contracts. The procedures also included reviewing a sample of contracts to understand the terms and conditions and their impact on revenue recognition;</li> <li>• Walkthroughs were performed to gain an understanding of processes and internal controls, including management reviews, with respect to revenue recognition;</li> <li>• Total revenue for the year was reconciled to the external sales listing to ensure that revenue recognised was complete and consistent between the listing and the financial statements;</li> <li>• Testing the accuracy of cut-off with analytical procedures and test of details on a transaction level on either side of the balance sheet date to assess whether the Group’s cut-off procedures are appropriate and revenue transactions have been accounted for in the correct accounting periods;</li> <li>• A sample of sales were agreed to the supporting documentation, including sales invoices, contracts and sales orders, to confirm</li> </ul>

**Independent auditor's report to the members of Structural Monitoring Systems PLC**  
**For the year ended 30 June 2023**

	<p>the occurrence of revenue that has been recognised.</p> <p>Based on the audit work performed by us and component auditors we are satisfied that revenue has been correctly recognised and that revenue recognised is complete, has occurred and has been accounted for in the correct accounting period.</p>
<p><b>Impairment of intangible assets</b></p> <p>The group has intangible assets and goodwill of AUD 7,434,000 (2022: AUD 7,149,000) at the year-end relating to goodwill, licences, intellectual property and customer relationships. The intangibles are being amortised over a 5- 10 year period.</p> <p>The risk is that the goodwill may have become impaired or useful economic life of the intangible assets may be different to the management assumptions or technological advancements may render its market value below its carrying value.</p>	<p>The goodwill of AUD 1,628,000 is subject to annual impairment reviews. We planned audit procedures and performed review of the work undertaken by component auditors in relation to the impairment reviews, please see below summary of work performed by us and component auditors.</p> <p>Intangibles are only assessed for impairment when indicators of impairment exist. We have considered the life cycle, public perception through the share price of the Company and the fair value of intangibles held by the Company.</p> <ul style="list-style-type: none"> <li>• obtained management's forecast for future value in use of all intangible assets;</li> <li>• assessed the reliability of forecasts by agreeing to historical inputs;</li> <li>• reviewed management and challenged management on their judgements of the forecasted sales and estimates useful life of the intangible assets;</li> <li>• assessed the appropriateness and applicability of discount rate applied to the current business performance;</li> <li>• assessed the ongoing projects viability and ensured they met the criteria defined in the accounting standards for intangibles; and tested the clerical accuracy of management's forecast;</li> </ul>

Independent auditor's report to the members of Structural Monitoring Systems PLC  
For the year ended 30 June 2023

	<ul style="list-style-type: none"> <li>confirmed cost and useful life by reviewing the underlying contracts for purchase of the intangible assets, including those acquired on acquisition of subsidiary during the year;</li> <li>reviewed the latest management accounts to assess post year end cashflows due to the technology and license held.</li> </ul> <p>Based on the audit work performed by us and components auditors we are satisfied that impairment of goodwill has been correctly recognised and disclosed in the financial statement.</p>
<p><b>Valuation of Inventory</b> Inventory consists of raw materials, work in progress and finished goods which are stated at the lower of cost and net realisable value.</p> <p>Cost comprises of direct material and delivery costs, direct labour, import duties and other taxes including an appropriate level of fixed overheads based on normal operating capacity.</p> <p>As a result, judgement is applied in determining the levels of provisions required for obsolete inventories and an appropriate apportionment of labour and overhead.</p>	<p>The inventory balance as at year was AUD 13,469,000 which is held by Anodyne Electronics Manufacturing Corp (AEM). We planned audit procedures and performed review of the work performed by component auditors in relation to inventory, please see below summary of work performed by us and component auditors.</p> <p>Our work performed included the following:</p> <ul style="list-style-type: none"> <li>Reviewed the work performed in relation to slow-moving inventory by reviewing and verifying the accuracy of the aged inventory listing and assessed completeness of the provision of slow moving, damaged or obsolete inventory;</li> <li>Reviewed the work performed by the component auditor on stock existence of inventory by attending stock count;</li> <li>Reviewed the analytical procedure performed on the comparison of the overhead absorption rate with recent experience and operating capacity;</li> </ul>

**Independent auditor's report to the members of Structural Monitoring Systems PLC**  
**For the year ended 30 June 2023**

	<ul style="list-style-type: none"> <li>Reviewed work performed on the realisable value evidenced by sales subsequent to the year end;</li> <li>Reviewed the justification and rationale of the changes in the accounting of overheads cost allocation which resulted in the prior year adjustment of the inventor. Please refer to the prior-year adjustment note in the financial statement.</li> <li>Assessing the relevant disclosures within the annual report in line with the management's assessment and other related aspects considered.</li> </ul> <p>Based on the work we have performed by us and component auditors, we have not identified any material uncertainties to the valuation of inventories.</p>
--	--

**Our application of materiality**

The scope of our audit was influenced by our application of materiality. We set certain quantitative thresholds materiality. These, together with qualitative considerations, helped us to determine the scope of our audit and the nature, timing and extent of our audit procedures on the individual financial statement line items and disclosures and in evaluating the effect of misstatements, both individually and in aggregate on the financial statements as a whole.

Based on our professional judgment, we determined materiality for the financial statements as a whole as follows

	Group financial statements	Company financial statements
	AUD 340,000	AUD 158,000
How we determined it	1.5% of turnover	1.5% of gross assets
Rationale for benchmark applied	We believe that revenue is a primary measure used by shareholders in assessing the performance of the Group. All are generally accepted auditing benchmarks.	We believe that the gross assets is an appropriate measure used by shareholders. In assessing the performance of the Company and is a generally accepted auditing benchmark.

## **Independent auditor's report to the members of Structural Monitoring Systems PLC**

### **For the year ended 30 June 2023**

---

For each component in the scope of our Group audit, we allocated a materiality that is less than our overall Group materiality. The range of materiality allocated across components was between AUD 5,000 and AUD 330,000.

We agreed with the Audit Committee that we would report to them misstatements identified during our audit above AUD 17,000 as well as misstatements below those amounts that, in our view, warranted reporting for qualitative reasons.

#### **An overview of the scope of our audit**

As part of designing our audit, we determined materiality and assessed the risks of material misstatement in the financial statements. In particular, we looked at where the directors made subjective judgments, for example in respect of significant accounting estimates that involved making assumptions and considering future events that are inherently uncertain. As in all of our audits we also addressed the risk of management override of internal controls, including evaluating whether there was evidence of bias by the directors that represented a risk of material misstatement due to fraud.

#### **How we tailored the audit scope**

We tailored the scope of our audit to ensure that we performed enough work to be able to give an opinion on the financial statements as a whole, taking into account the structure of the Group and the Company, the accounting processes and controls, and the industry in which they operate.

The Group financial statements are a consolidation of 3 reporting units, comprising the Group's operating businesses and holding companies.

We performed audits of the complete financial information of all reporting units.

#### **Other information**

The directors are responsible for the other information. The other information comprises the information included in the annual report, other than the financial statements and our auditor's report thereon. Our opinion on the financial statements does not cover the other information and, except to the extent otherwise explicitly stated in our report, we do not express any form of assurance conclusion thereon.

In connection with our audit of the financial statements, our responsibility is to read the other information and, in doing so, consider whether the other information is materially inconsistent with the financial statements or our knowledge obtained in the audit or otherwise appears to be materially misstated. If we identify such material inconsistencies or apparent material misstatements, we are required to determine whether there is a material misstatement in the financial statements or a material misstatement of the other information. If, based on the work we have performed, we conclude that there is a material misstatement of this other information, we are required to report that fact.

We have nothing to report in this regard.

#### **Opinions on other matters prescribed by the Companies Act 2006**

In our opinion, based on the work undertaken in the course of the audit:

- the information given in the strategic report and the directors' report for the financial year for which the financial statements are prepared is consistent with the financial statements; and



## Independent auditor's report to the members of Structural Monitoring Systems PLC

### For the year ended 30 June 2023

---

- the strategic report and the directors' report have been prepared in accordance with applicable legal requirements.

#### **Matters on which we are required to report by exception**

In the light of the knowledge and understanding of the group and parent company and its environment obtained in the course of the audit, we have not identified material misstatements in the strategic report or the directors' report. We have nothing to report in respect of the following matters in relation to which the Companies Act 2006 requires us to report to you if, in our opinion:

- adequate accounting records have not been kept by the parent company, or returns adequate for our audit have not been received from branches not visited by us; or
- the parent company financial statements are not in agreement with the accounting records and returns; or
- certain disclosures of directors' remuneration specified by law are not made; or
- we have not received all the information and explanations we require for our audit.

#### **Responsibilities of directors**

As explained more fully in the directors' responsibilities statement set out on page 12, the directors are responsible for the preparation of the financial statements and for being satisfied that they give a true and fair view, and for such internal control as the directors determine is necessary to enable the preparation of financial statements that are free from material misstatement, whether due to fraud or error.

In preparing the financial statements, the directors are responsible for assessing the group's and parent company's ability to continue as a going concern, disclosing, as applicable, matters related to going concern and using the going concern basis of accounting unless the directors either intend to liquidate the group or the parent company or to cease operations, or have no realistic alternative but to do so.

#### **Auditor's responsibilities for the audit of the financial statements**

Our objectives are to obtain reasonable assurance about whether the financial statements as a whole are free from material misstatement, whether due to fraud or error, and to issue an auditor's report that includes our opinion. Reasonable assurance is a high level of assurance but is not a guarantee that an audit conducted in accordance with ISAs (UK) will always detect a material misstatement when it exists. Misstatements can arise from fraud or error and are considered material if, individually or in the aggregate, they could reasonably be expected to influence the economic decisions of users taken on the basis of these financial statements.

#### **The extent to which the audit was considered capable of detecting irregularities including fraud**

Irregularities, including fraud, are instances of non-compliance with laws and regulations. We design procedures in line with our responsibilities, outlined above and on the Financial Reporting Council's website, to detect material misstatements in respect of irregularities, including fraud.

Our approach to identifying and assessing the risks of material misstatement in respect of irregularities, including fraud and non-compliance with laws and regulations, was as follows:

## Independent auditor's report to the members of Structural Monitoring Systems PLC

### For the year ended 30 June 2023

---

- the senior statutory auditor ensured the engagement team collectively had the appropriate competence, capabilities and skills to identify or recognise non-compliance with applicable laws and regulations;
- we identified the laws and regulations applicable to the company through discussions with directors and other management, and from our commercial knowledge and experience of the digital marketing and advertising sector.
- we focused on specific laws and regulations which we considered may have a direct material effect on the financial statements or the operations of the company, including Companies Act 2006, taxation legislation, data protection, an bribery, employment, environmental, health and safety legislation and anti-money laundering regulations.
- we assessed the extent of compliance with the laws and regulations identified above through making enquiries of management and inspecting legal correspondence; and identified laws and regulations were communicated within the audit team regularly and the team remained alert to instances of non-compliance throughout the audit.

We assessed the susceptibility of the company's financial statements to material misstatement, including obtaining an understanding of how fraud might occur, by:

- making enquiries of management as to where they considered there was susceptibility to fraud, their knowledge of actual, suspected and alleged fraud;
- considering the internal controls in place to mitigate risks of fraud and non-compliance with laws and regulations.

To address the risk of fraud through management bias and override of controls, we:

- performed analytical procedures to identify any unusual or unexpected relationships; tested journal entries to identify unusual transactions;
- assessed whether judgements and assumptions made in determining the accounting estimates set out in Note 2 of the Group financial statements were indicative of potential bias;
- investigated the rationale behind significant or unusual transactions

In response to the risk of irregularities and non-compliance with laws and regulations, we designed procedures which included, but were not limited to:

- agreeing financial statement disclosures to underlying supporting documentation;
- reading the minutes of meetings of those charged with governance;
- enquiring of management as to actual and potential litigation and claims;
- reviewing correspondence with HMRC and the company's legal advisor

There are inherent limitations in our audit procedures described above. The more removed that laws and regulations are from financial transactions, the less likely it is that we would become aware of non-compliance. Auditing standards also limit the audit procedures required to identify non-compliance with laws and regulations to enquiry of the directors and other management and the inspection of regulatory and legal correspondence, if any.

Material misstatements that arise due to fraud can be harder to detect than those that arise from error as they may involve deliberate concealment or collusion.

A further description of our responsibilities for the audit of the financial statements is located on the Financial Reporting Council's website at: [www.frc.org.uk/auditorsresponsibilities](http://www.frc.org.uk/auditorsresponsibilities). This description forms part of our auditor's report.

## Independent auditor's report to the members of Structural Monitoring Systems PLC For the year ended 30 June 2023

---

### Other matters which we are required to address

The non-audit services prohibited by the FRC's Ethical Standard were not provided to the group or the parent company and we remain independent of the group and the parent company in conducting our audit. Our audit opinion is consistent with the additional report to the audit committee.

### Use of our report

This report is made solely to the company's members, as a body, in accordance with Chapter 3 of Part 16 of the Companies Act 2006. Our audit work has been undertaken so that we might state to the company's members those matters we are required to state to them in an auditor's report and for no other purpose. To the fullest extent permitted by law, we do not accept or assume responsibility to anyone other than the company and the company's members as a body, for our audit work, for this report, or for the opinions we have formed.



**Hemen Doshi FCCA**

Senior Statutory Auditor  
For and on behalf of Gerald Edelman LLP

Chartered Accountants  
Statutory Auditors

28 September 2023  
73 Cornhill  
London  
EC3V 3QQ

## Shareholder information

### Annual Report Disclosure on Corporate Governance

The Company has established and continues to refine and improve procedures to ensure a culture of good corporate governance exists and is respected across the consolidated entity.

The Company has a written policy designed to ensure compliance with ASX Listing Rules and all other regulatory requirements for disclosures. Additionally, the Company has adopted a policy designed to ensure procedures to implement the policy are suitable and effective.

The Board wishes to acknowledge that nothing has come to its attention that would lead it to conclude that its current practices and procedures are not appropriate for an organisation of the size and maturity of the Company. The Corporate Governance Policy and the Company's corporate governance practices is set out on the Company's web site at [www.smsystems.com.au](http://www.smsystems.com.au).

Additional information required by the Australian Stock Exchange and not shown elsewhere in this report is as follows. The information is current as at 26 September 2023.

#### (a) Distribution of CDI securities


Computershare		CHESS DEPOSITORY INTEREST (Total)		
STRUCTURAL MONITORING SYSTEMS PLC		Composition : CDI,ES1,ES2		
Range of Units As Of 26/09/2023				
Range	Total holders	Units	% Units	
1 - 1,000	527	272,402	0.20	
1,001 - 5,000	798	2,189,899	1.63	
5,001 - 10,000	378	2,932,634	2.19	
10,001 - 100,000	823	28,254,362	21.06	
100,001 Over	227	100,530,329	74.92	
<b>Rounding</b>			<b>0.00</b>	
<b>Total</b>	<b>2,753</b>	<b>134,179,626</b>	<b>100.00</b>	

Unmarketable Parcels			
	Minimum Parcel Size	Holders	Units
Minimum \$ 500.00 parcel at \$ 0.7850 per unit	637	315	79,556

Selection Criteria: Hide Unmarketable Parcels: Shown Control Account: Included

## Shareholder information



STRUCTURAL MONITORING SYSTEMS PLC

LISTED OPTIONS EXPIRING 6 APRIL 2024 @ \$1.20

Range of Units As Of 26/09/2023

Composition : OPT

Range	Total holders	Units	% Units
1 - 1,000	346	118,553	1.44
1,001 - 5,000	206	555,694	6.75
5,001 - 10,000	56	409,316	4.97
10,001 - 100,000	100	3,871,727	47.04
100,001 Over	18	3,275,606	39.80
<b>Rounding</b>			<b>0.00</b>
<b>Total</b>	<b>726</b>	<b>8,230,896</b>	<b>100.00</b>

### Unmarketable Parcels

Minimum Parcel Size	Holders	Units
---------------------	---------	-------

Minimum \$ 500.00 parcel cannot be calculated due to no price

Selection Criteria: Hide Unmarketable Parcels: Shown Control Account: Included


### (b) Substantial shareholders

The names of substantial shareholders who have notified the Company in accordance with section 671B of the Corporations Act 2001 are:

Holder	Number of Shares
Drake Private Investments	21,040,142 (15.68%)

## Shareholder information

### (c) Top Holders (Grouped As Of 26 September 2023)



STRUCTURAL MONITORING SYSTEMS PLC

CHESSE DEPOSITORY INTEREST (Total)

Top Holders (Grouped) As Of 26/09/2023

Composition : CDI,ES1,ES2

Rank	Name	Units	% Units
1	DRAKE PRIVATE INVESTMENTS LLC	21,040,142	15.68
2	MR ROBERT GREGORY LOOBY <FAMILY ACCOUNT>	3,045,430	2.27
3	BNP PARIBAS NOMINEES PTY LTD <IB AU NOMS RETAILCLIENT DRP>	3,015,723	2.25
4	BNP PARIBAS NOMS PTY LTD <DRP>	2,601,522	1.94
5	HSBC CUSTODY NOMINEES (AUSTRALIA) LIMITED	2,559,580	1.91
6	BNP PARIBAS NOMINEES PTY LTD HUB24 CUSTODIAL SERV LTD <DRP A/C>	2,460,049	1.83
7	CITICORP NOMINEES PTY LIMITED	2,250,880	1.68
8	STRAIGHT LINES CONSULTANCY PTY LTD <STRAIGHT LINES CONSULT A/C>	1,923,797	1.43
9	MR STEPHEN CAMPBELL FORMAN	1,884,976	1.40
10	MR ROBERT GILLIS WYNNE	1,775,000	1.32
11	ROSHERVILLE PTY LTD <AYTON SUPER FUND A/C>	1,610,000	1.20
12	PETER FRANCIS BOYLE NOMINEES PTY LTD <PETER F BOYLE S/FUND A/C>	1,354,350	1.01
13	ANODYNE ELECTRONICS HOLDING CORP	1,320,000	0.98
14	LANDMARK CONSTRUCTION PTY LTD <MEYER SHIRCORE UNIT S/F A/C>	1,155,569	0.86
15	LOOBY HOLDINGS PTY LTD <K & F LOOBY SUPER FUND A/C>	1,150,000	0.86
16	STONY RISES PTY LTD <BOYLE FAMILY A/C>	1,092,250	0.81
17	MR BRYANT JAMES MCLARTY <THE MCLARTY FAMILY A/C>	1,005,296	0.75
18	MR RODNEY WILLIAM DUGGAN + MS DEBRA KAY NEWLAND <THE DUGGAN SUPER FUND A/C>	939,444	0.70
19	MR DAVID MICHAEL BROWN <DB ENTERPRISES MANAGEMENT FUND A/C>	925,000	0.69
20	MR ROBERT GREGORY LOOBY <ROB LOOBY SUPER ACCOUNT>	870,000	0.65
<b>Totals: Top 20 holders of CHESSE DEPOSITORY INTEREST (Total)</b>		<b>53,979,008</b>	<b>40.23</b>
<b>Total Remaining Holders Balance</b>		<b>80,200,618</b>	<b>59.77</b>

Selection Criteria: Address: Hidden Holder ID: Hidden Control Account: Included

## Shareholder information



STRUCTURAL MONITORING SYSTEMS PLC

LISTED OPTIONS EXPIRING 6 APRIL 2024 @ \$1.20

Top Holders (Grouped) As Of 26/09/2023

Composition : OPT

Rank	Name	Units	% Units
1	ROSHERVILLE PTY LTD <AYTON SUPER FUND A/C>	346,875	4.21
2	MR ROBERT GREGORY LOOBY <FAMILY ACCOUNT>	291,429	3.54
3	SCINTILLA STRATEGIC INVESTMENTS LIMITED	250,715	3.05
4	LITTLE RAIN ASSETS LIMITED	250,000	3.04
5	BINDING NOMINEES PTY LTD <BINDING SUPERANNUATION A/C>	240,997	2.93
6	BNP PARIBAS NOMS PTY LTD <DRP>	235,157	2.86
7	DR CHOON HUAT LEE	200,000	2.43
7	SUKAVI PTY LTD <SIMON HODGSON FAMILY A/C>	200,000	2.43
9	LOOBY HOLDINGS PTY LTD <K & F LOOBY SUPER FUND A/C>	180,000	2.19
10	TFM INVESTMENTS PTY LTD <ELWELL SUPER FUND A/C>	148,414	1.80
11	FERROUS RUFUS QUINTUS PTY LTD <BONA FAMILY A/C>	142,858	1.74
11	MAC SMS PTY LTD <THE MAC SM A/C>	142,858	1.74
13	MR CHRISTOPHER BRYAN JAMES ACHURCH	120,715	1.47
14	MERCER INVESTMENTS PTY LTD	110,858	1.35
15	MANDEVILLA PTY LTD	105,699	1.28
16	MRS ALISON MURIEL HALL	105,417	1.28
17	BANYON PTY LTD <CROOKS SUPER FUND A/C>	102,364	1.24
18	MRS FRANCES MAUREEN LOOBY	101,250	1.23
19	COLT NOMINEES PTY LTD <RICHARD COAKLEY S/F A/C>	100,000	1.21
19	MR KELVIN GAVINE COOPER + MRS HAZEL JOSEPHINE COOPER <COOPER SUPER FUND A/C>	100,000	1.21
19	MURRAYROVER PTY LTD	100,000	1.21
19	STH SUPERANNUATION FUND	100,000	1.21
19	XEEN PTY LTD <FRENCH SUPER FUND A/C>	100,000	1.21
<b>Totals: Top 23 holders of LISTED OPTIONS EXPIRING 6 APRIL 2024 @ \$1.20</b>		<b>3,775,606</b>	<b>45.87</b>
<b>Total Remaining Holders Balance</b>		<b>4,455,290</b>	<b>54.13</b>

Selection Criteria: Address: Hidden Holder ID: Hidden Control Account: Included



**STRUCTURAL  
MONITORING  
SYSTEMS** plc